

WELCOME TO

Whale of a Tale

2 WHAT IS A CURRICULUMZINE?

3 ONCE UPON A TIME

The mission and vision of Kidsworld Studios Inc.

4 @WORK@KIDSWORLD

5 THE THEOLOGY OF KIDSWORLD

6 SURPRISE SURPRISE

A thought-provoking article exploring the value and relevance of this session's theme

7 A DOZEN DONUTS

Twelve new ways to recruit, train, empower, and appreciate volunteers

9 THE GUTS

10 HOW IT WORKS

11 BREAKIN' IT DOWN [Bible Points]

12 DIRECTOR'S NOTES [Leader Guide]

18 THE SESSIONS

Get Everyone on Board

Set Up

Before Service Begins

Introduction

Worship and Prayer

Ice Breaker

Large Group Growth Time

Fact Or Fiction

Phrase By Phrase

Build The Verse

Small Group Growth Time

Large Group Game

Wrap Up

Prayer

Handouts

51 ACTIVITY SHEETS [For the Kids]

56 TODAY'S 411 [For the Parents]

62 THE GUIDES

Craft Guide

Snack Guide

Prize Guide

Supply Guide

71 SAMPLE ADVERTISING

75 MAKE IT KIDTASTIC

Theme related tips to reinvent an environment into a kid-friendly, fantastic place


76 AT YOUR FINGERTIPS

Keeping current on the trends and culture through a variety of resources

77 REPLY ALL

Frequently asked questions

Check us out at www.kidsworldstudios.com



What is a CurriculumZine...

In the pages of this magazine you will be introduced to an **all-new children's ministry curriculum**. This is curriculum we have developed out of our passion to see **millions** of kids develop an intimate and lifelong relationship with Jesus Christ.

After being involved in ministry for many years, we can't even count the times that, after ordering a big bundle of curriculum, we actually threw half of it away. The big can, box or bag would come in the mail, and then we would all sit down and dissect it. After a couple of hours, we found we had some good material, but **most of the material was not relevant to our ministry**.

Kids today are dealing with divorce, the Internet, death, illness, obesity, drugs, depression, abuse, poverty, anger, bullies, ADD, witchcraft and much more. The curriculums that have been available tend to retell the stories of the Old Testament over and over again. They focus on the similar subjects of love, salvation, God's promises, and forgiveness, with no mention of the many real issues kids today are truly facing. **I love the stories of the Old Testament and believe they must be primary and essential in teaching kids about Christ, but I also believe kids need to be ministered to on their level, where they are.** I think we as pastors need to talk about all the "stuff" that kids today are really dealing with, while using the Bible to give them truth, perspective and a great foundation. If we don't begin to teach a balance of worldview, Biblical worldview, Bible, worship, prayer, and Old and New Testament, **I believe kids could be swallowed up by the enemy, having lots of great knowledge of the Bible in their heads and not in their hearts.**

In the various curriculums, there was just so much "other stuff ... too much stuff." We continually found kids curriculum to be very complicated and lacking creativity, erring on the side of traditional and, honestly, a little boring for the kids we were ministering to. What we waded through were too many directions, and not enough simplicity.

So here at Kidsworld Studios Inc. we decided to redefine the standards for children's curriculum by pioneering **interactive CurriculumZines**. **CurriculumZines** are relevant kid-centric curriculums targeted at the emerging culture. Each **CurriculumZine** is creatively centered on theme-based lessons and delivered in magazine form. By taking on a single theme each month and integrating it into **every element** of the issue, this curriculum will invite kids and leaders to immerse themselves in the issues

CurriculumZines are **committed to talking about important social issues** kids are dealing with in their daily lives. Thousands of kids are desperately in need of information and a Biblical view on so many relevant issues that are bombarding them daily.

CurriculumZines are **committed to celebrating days kids celebrate**, by designing holiday-sensitive "out-of-the-box" curriculum that offers a Biblical view partnered with outrageous, energetic holiday themes and current topics.

CurriculumZines are **committed to teaching the cornerstones of the Bible** and to giving kids a solid foundation on which to start their journey with Christianity and their relationship with Christ.

relevant to kids' lives. Leaders are given the tools necessary to capture, entertain, educate and transform today's kids.

We as pastors and children's leaders must open our eyes to the culture and the world in which the kids we minister to live in. It is quite different than the world we grew up in! **If we are justly going to get involved, make a difference and transform kids' lives, we need to immerse ourselves in their world and show them Christ in ours.**

once UPON a Time

The mission and vision of Kidsworld Studios Inc.

Kidsworld Studios Inc. is committed to creating spiritually kid-focused projects, programs, support, resources, and ministry. Kidsworld Studios Inc. sees kids for who they are and seeks to **reach out to them on their level.** We know the power of the media and understand how kids today are immersed in this ever-changing culture. We at Kidsworld Studios Inc. are prepared to go where they are--and bring them where God wants them to be.

Kidsworld Studios Inc. is committed to being there as kids grow up--at their birthdays, at their schools, at their churches and even through their trials. Through custom birthday parties, day camps, travel camps, and specialized, culturally relevant curriculum, Kidsworld seeks to provide opportunities for **spiritual education, social support, and cornerstone moments** that will **uplift, encourage** and **build the self-esteem** of thousands of kids.

Kidsworld Studios Inc. is a safe haven, a resource landmark, and a place for kids to feel at home. **It is a place dedicated to kids, their needs and their wants.** The Studio will eventually offer everything from child care to homework clubs. Kidsworld Studios Inc. is where kids will be able to express themselves, whether it is through clubs, camps, curriculum or special events. We will provide networking for kids and families to counselors, schools, extracurricular activities, and even restaurants. We are steadfast to support the poor and needy kids in our community through outreaches targeted at children in need, homeless families with children, and pregnant teens.

We believe kids today need people and places they can count on. We believe kids need a place to go when they are off track. We believe kids need encouragement and options. **We believe our job is to find out what kids need on a daily basis and find a way to meet that need.** Kids in the hospital need visiting; kids need menus just for them;

kids need safe environments to grow and learn. Kids need homes, glasses, and parents. Kids need prayer, podcasts, and parties. Kids need spiritual mentors, and, yes, we absolutely believe they need Christ. Kids today desperately need an innovative Biblical worldview.

Some people are content in ministering to only a part of the child. All of us at Kidsworld Studios Inc. believe that if we truly care about kids, then we must care about everything about them--what they eat, wear, read, think, need, and want.

As Christians, we believe we have a responsibility to help improve our culture and our community. We think kids are the key to the future and the heart of our communities. If we are truly going to get involved and make a difference, we need to open our eyes to the path that can change the course of the future. **That path is kids!**

We believe organizations like Kidsworld Studios Inc. are fast becoming the **churches of tomorrow.** Church needs to be a place where kids can learn about God and be supported *spiritually, emotionally, physically, and even mentally.*

Welcome to
**Kidsworld
Studios Inc.**
A Church of Tomorrow

@work @KIDSWORLD

PUBLISHER

| KIDSWORLD Studios Inc.

EXECUTIVE EDITOR

| TRACY Carpenter, PhD
| tracy.kidsworld@sbcglobal.net

MANAGING EDITOR

| ROBIN Eddy

ASSOCIATE EDITOR

| SHERI Price

CREATIVE CONSULTANT

| ADAM Thomas

STAFF WRITERS

| ALEX Rodriguez

RESEARCH DEVELOPMENT

| AMANDA Michal

EDITORIAL ASSISTANT

| KIM Ledbetter

WEB AND GRAPHIC DESIGN

| PLAINJOE Studios

THEOLOGICAL EDITORS

| KNOFEL Staton, PhD
| JULIA Staton


Kidsworld Studios Inc

PRESIDENT

| MIKE Carpenter

CHIEF CREATIVE OFFICER

| TRACY Carpenter, PhD



©2010 by Kidsworld Studios Inc. All rights reserved. Printed in USA. Permission is given to the original purchaser to print and use these resources for ministry purposes only—not for resale. These resources may not be electronically transferred to or duplicated by other non-purchasing people or organizations.

978-0-9826208-0-9

The Theology of Kidsworld

The word “**theology**” literally means “Word [logos] about God.” We want the children we teach to have a basic understanding about the nature of God and a commitment to apply His character in their culture.

Our basic theology includes the following:

1. There is only **one God**, the God revealed in the Bible [Deuteronomy 6:4; Romans 3:30].
2. All Scripture is **inspired by God** and is profitable for teaching, for reproof, for correction, for training in righteousness; that the person of God may be adequate, equipped for every good work [2 Timothy 3:16,17].
3. In the beginning **God** created the heavens and the earth [Genesis 1:1].
4. The Law is our tutor to lead us to Jesus, **the Messiah** [Galatians 3:24].
5. Jesus of Nazareth is the Christ, the Son of the living God, and Lord. He is the image of the invisible God who came to show us what God is like and to take our sins as His on the cross so we can be saved by **His sacrifice** [John 1:1, 1:18, Colossians 1:16, John 3:16; 1 Peter 2:22-24].
6. **The Holy Spirit** convicts the world of sin, righteousness, and judgment [John 16:8].
7. People are saved by faith in Jesus because of **God’s grace** [John 1:12, Ephesians 2:8-10].
8. Anyone in **Christ** is a new creation [2 Corinthians 5:17].
9. God wants His children to mature toward becoming like **Jesus** in attitudes and actions [Ephesians 4:11-5:1].
10. God wants all His children to live in unity with one another [John 17:20-21], to **love** one another as Jesus modeled for us [John 13:34-35, Ephesians 3:14-4:6].
11. The Church is the Family of God, the Bride of Christ, the **Body of Christ** to continue the **Father’s love** [Ephesians 4:14-19], the Spirit’s fruit [Galatians 5:22-23] and the Son’s service for mankind [John 20:21, Matthew 20:26-28, Matthew 28:19-20].

With this basic theology, our desire is to partner with churches by teaching their children with creative methods. In the end they will love the Father, apply the fruit of the Spirit, serve people as Christ’s representatives/ambassadors and become adults who will make positive differences in the world. Within this basic theology, a congregation can be comfortable sharing its distinctive, unique, and important emphases.

SURPRISE SURPRISE

Why “Whale of a Tale”?

The story of Jonah is a huge cornerstone in the Bible. It is one of those stories like David and Goliath or Adam and Eve...The story of Jonah is such a famous story because it's such a CRAZY story. A man being swallowed by a fish is not something we hear about everyday! A lot of kids have been hearing the story of about Jonah for years, and some probably still don't believe it. Many have tried to claim this miraculous event was just an imaginary tale, but nowhere in the Bible does it say it was a dream, vision, hallucination, wives tale, or even a long lost legend.

We want to teach kids the value of God's miracles. We don't want kids to pick and choose different stories to believe or not believe in the Bible based on how far-fetched they sound. Despite the far-fetched accounts in the story of Jonah...it is **very** true.

Kidsworld Studios' CurriculumZines are designed to go where kids are living and to do life with them.

In this CurriculumZine, kids will be inspired to obey God from the start, never run from God, confess their sins to God, and ask for help from God when they need it.

They will learn that with God's help, they can overcome any obstacle. They will examine steps they can take in their everyday life to live by faith as Jonah eventually did. They will leave knowing God has a plan for them and can use them to accomplish great things if they will trust and obey Him.

We want kids to learn, obey, and apply God's Word to their lives at every opportunity. This curriculum is the beginning, the baby steps to help kids not only understand their feelings but learn to trust God in the midst of them. The goal of this curriculum is to help kids in their overall journey as they become more knowledgeable in the areas of the many mighty Bible heroes. Through this session's theme and topics, kids will be inspired to look at their situations from Jonah's point of view.

Obviously, it would be impossible for this curriculum to teach every element needed for kids to completely understand all aspects of the story of Jonah. **It will, however, help kids learn how to keep their eyes fixed on God and isolate the important components of Scripture which will help them begin to become successful in learning and applying God's word to their lives.**

As kids learn key lessons from the powerful story of Jonah, they will be encouraged to follow Jesus because they believe in Him and as a result will realize they may not always understand or agree with the details of God's plan. They may have doubts or occasionally make mistakes. **Through “Whale of a Tale” kids will find out that God is forgiving and knows what is best for us and for others. They will discover God loves them and will be with them, no matter what!** They will look at steps they can take on a daily basis to help them make choices that are right for them and honor God with their hearts and lives.

A DOZEN DONUTS

Twelve new ways to recruit, train, empower, and appreciate volunteers

We believe the classroom environment has the potential to affect every child in the classroom. An environment that is “out of control” more-than-likely began way before the first child arrived. An effective children’s ministry team plans for a controlled, yet enjoyable environment. The children’s lack of discipline may simply be a result of poor planning.

Below we will list 12 potential policies you may wish to implement within your ministry to ensure your classroom management is at its utmost. Leaders like to plan ahead; they love to know what the staff’s expectations of them are; and they especially like a well written road map to get there. Use the guidelines below to create great policies within your ministry, which will benefit both your volunteers and your staff. They will help all your leaders to be proactive in preventing child discipline problems. Your leaders will feel confident, not only walking into a classroom but also once they are inside of it.

Each children’s ministry team member can strive to accomplish the following:

- 1. Pray regularly for the children** (especially for the “challengers”).
- 2. Be “child-targeted” instead of “lesson-targeted.”** Be aware and involved in the world of today’s child by watching their television shows, listening to their music, reading about them, and by being actively engaged in listening to their conversations.
- 3. Review the lesson** (if a teacher) several days before the presentation to become familiar with it and to let the Lord begin to prepare your heart. As a rule, memorize the material you will be teaching so your eyes are on the many kids looking back at you, not in a book reading the lesson to them and trying to figure things out as you go.
- 4. Be well equipped.** If unsure about any of the content in an upcoming lesson, please ask questions and feel free to clarify your concerns.
- 5. Complete any craft preparation before classtime** so the children can be the focus of attention when they arrive.
- 6. Arrive at least 15 minutes before service time** so the room and lesson supplies can be arranged.

7. Greet each child as he/she enters. This lays a foundation of love and trust which greatly effects discipline.

8. Give clear directions! Kids need to know...who, what, when, why, where, and how. They want and need to know where to sit, when to move, when to answer, when it is ok to speak, when it is time to be quiet...


9. Be excited about the lesson, the children, and the Lord! Children will "mirror" our feelings. The more we are "into" the lesson, the less problems we will have with the children's attitudes as well.

10. Plan for variety and child interaction. Movement, activity changes, the use of audio/visuals, and even the use of drama will draw the children into the lesson.

11. Give positive "rewards" to those who behave or participate. Rather than focusing on the "problem child," focus on the children who are good examples!

12. Don't ever lose your cool. A room full of children can be overwhelming, and when a couple kids begin to act up, a volunteer, leader, advocate, or even a well-skilled staff person can sometimes get pretty frazzled. Use your support network within your leadership. Make sure and know what to do in any situation, for example [See Policy and Procedure Manual]: emergency, natural disaster, choking, illness, allergy, discipline problem...This will ensure you are well prepared in advance for the unexpected and have a plan on how to respond in a Godly and appropriate manner in the event the unforeseen does happen.

*We understand that life isn't always predictable and that family needs and personal matters may affect the successful accomplishment of the above preparation. We simply desire consistent effort toward these goals.



Whale of a Tale


THE GUTS

Inside the next 30-plus pages you will find a five-week complete large group/small group curriculum. This curriculum fits any size group and is very flexible and original. Every week, there will be a series of segments that make up this exciting curriculum. The sessions are typically in no particular order. **Below you will find the general information needed to implement all of the following sessions.** Use the following "Director's Notes" as the reference guide for all the individual sessions. The individual sessions are designed with simplicity in mind. In the "Director's Notes" you will find the overall philosophy, directions, and various ideas associated with each segment and lesson.

HOW IT WORKS

GET EVERYONE ON BOARD

Get everyone on board with the details and direction of the session.



OPENING INTRODUCTION

Say hello to the audience and give a short introduction on the day's theme and lesson.

WORSHIP AND PRAYER

ICEBREAKER

A short skit from a child's perspective designed to introduce the theme and the session's topic.

LARGE GROUP GROWTH TIME

Kids will learn God's perspective on the verse at hand, the theme at play, and the worldview on the table.

SMALL GROUP GROWTH TIME

In age-appropriate small groups, kids will be invited to share, learn, and take the next step toward their relationship with Christ.

OPTION

Craft Guide
Snack Guide

LARGE GROUP GAME ACTIVITY

Kids will play a high-energy game to enhance the lesson, message, and theme. Prize Guide.

WRAP UP

Reiterate the message and encourage the kids to apply what they have learned.

PRAYER

HANDOUTS

Take-homes for kids and parents!

Breakin' It Down

The Sessions

Session & Theme	WHALE OF A TALE TOPIC	BIBLE TOPIC	FOCUS	Life Point	Scripture
1 JONAH... runs from God	God had a specific job for Jonah, and he did not want to do it...so he ran from God	Jonah's decision to run from God got him into worse trouble	It is best to do what God asks of us in the first place	Obey God from the start	Jonah 1:3 [NIV] "But Jonah ran away from the Lord..."
2 JONAH... is swallowed by a big fish	Jonah's shipmates threw him overboard to quiet the raging sea	God arranged for a big fish to swallow Jonah after he was thrown into the sea	No matter where we go, we cannot get away from God	Don't run from God... run to Him	Jonah 1:17 [NIV] "But the Lord provided a great fish to swallow Jonah, and Jonah was inside the fish three days and three nights."
3 JONAH... prays to God from inside the big fish	From inside the fish, Jonah's prayer was heard by God	After realizing his sin...Jonah asked for forgiveness and decided to obey God	We can pray anytime from anywhere, and God will hear us	Confess your sins to God and pray for help	Jonah 2:1 [NIV] "From inside the fish Jonah prayed to the Lord his God."
4 JONAH... goes to Ninevah	Jonah finally went to Nineveh and delivered God's message	The people of Nineveh believed Jonah's message and repented	Despite the wickedness of the people of Nineveh, they were still open to God's message	God's word is for everyone	Jonah 3:3 [NIV] "Jonah obeyed the word of the Lord and went to Nineveh..."
5 JONAH... gets angry	Jonah was upset when the sinful people of Nineveh were saved by God, because he wanted them punished not forgiven	God does not want to punish sinful people... He would rather have them repent and believe	Have a good attitude toward those who disobey God	Be willing to help people... even people you don't like	Jonah 4:1 [NIV] "But Jonah was greatly displeased and became angry."

Whale of a Tale

Director's Notes

GET EVERYONE ON BOARD

This is the time to get everyone on board with the details and direction of the session. It is so helpful when all the volunteers, teachers, leaders, etc. are on the same page when the service gets going. This curriculum is energetic and full of fun, quick transitions, so the more informed the team, the smoother it will go. The curriculum is broken into segments so it is easier to switch leaders quickly. Allowing different voices and different leaders to do special things always makes things more interesting for the kids. Leaders can be assigned to lead different segments of this series. This allows more leadership opportunities and more slots for people to teach and serve.

If your ministry has technical support, this is the time to go over the songs for worship, as well as other fun music or videos. Fun, upbeat songs or cartoon and movie soundtracks are great additions to the transitions as well as the segments themselves. Movies or TV shows can be played in the background for effect as well. Look for age-appropriate comedies, cartoons, or reality TV that will complement the session's theme.

This is also the time to hand out to the leaders the answer keys needed to implement the Small Group Growth Time. They will use the answer keys to help kids deepen their learning through their small-group experience. This is a great time to pray for the session, the kids, and the leaders. It is also the time to hand out any supplies and other materials needed to set up the various areas and make the session/lesson/message a success.

SET UP

Volunteers set up in their areas. Use the Make it Kidtastic suggestions to help reinvent the environment to a kid-friendly, fan-tastic area. Leaders should already have been given the supplies they need during the Get Everyone on Board segment. Allow them time to get their areas set up and ready to receive the children.

BEFORE SERVICE BEGINS

After children are checked in and seated in their seats, kids will all be given a small trinket. Feel free to give the items listed in the curriculum [See Prize Guide] or choose items of your own. This point in time is when it is appropriate to get kids excited about the theme and topic. This is a great time to introduce and/or remind them what the session's theme is and to make them feel welcome and comfortable in your environment. Use a black permanent marker or different colored markers to write the session's verse or theme-related nugget on the item that you're handing out. If you don't have enough volunteers to write the verse yourself, then allow the kids to write it for themselves when they enter the session.

OPENING INTRODUCTION

Take this time to say hello to the audience and welcome newcomers. This is also the segment where a small introduction on the day's theme and lesson is accomplished. You want the kids to be excited and full of

anticipation about what is coming next. Depending on the size of the group you have, this can be done with one leader, with multiple leaders, or with all of the leaders you have. If you are doing church in classrooms, then one teacher/leader can do the introductions, and if you are in a very large group, then a few people can come up on stage and do a shout-out of praise and welcome all the kids. With all the segments, the important thing is to get a great response from the kids and the message, not the way in which it's done. Be creative and use your team to pull off action-packed, fun introductions. An option is to introduce the leaders by name and, if you are operating with small number of kids, to actually introduce the kids as well.

The main thing here is to really raise the energy level, enthusiasm, and attention level of the kids. The leader of this segment needs to be very outgoing and infectious. This segment is short but will set the mood of the session.

WORSHIP AND PRAYER

As kids are seated for their Large Group Growth Time, invite them to participate in corporate worship. Ask them to stand, raise their hands, and lift their hearts to God. Plug in your own worship segment here. Sing, praise, and rock the house for God.

Excerpt taken from a past CurriculumZine called Go Green ...

What do you recommend and what ideas can you share to enrich our children's worship experience at our church? *"I have a lot of passion for worship. If you have seen me speak or have read any of my articles, you would probably see the thread of this passion throughout much of my teaching. I believe the main thing to remember is kids can worship. Traveling the country and observing many other children's churches engaged in worship, one thing tended to stand out quite often: I simply saw the kids singing songs, and the leaders standing up front in a very animated way leading the songs. Sure, they are kids, and singing songs to God is praise, but what sometimes gets missed is that **elementary kids can enter into full-fledged worship**. They can bow their heads, close their eyes, raise their hands and be in the presence of the Lord. I have seen it -- I have seen hundreds of children worshipping, truly worshipping! I have watched a 4-year-old child so into worship and so into His presence, it was breathtaking.*

*Kids like to sing songs their parents are singing. I believe songs like "Father Abraham" are more for preschool-age children than elementary-age children. I would suggest going to your local Christian bookstore and finding out what is playing on the radio. What CD is in your player? Find some great CDs with upbeat, loud, fun music and let the kids really get into it. As the adults are leading worship, encourage them to **worship along with the kids** -- not pretend to. I have seen a lot of leaders participating in worship, but not themselves worshipping. Buy songs your leaders will want to worship to, then when the music starts playing, your kids can observe leaders who are authentic and moved by the Spirit, because that is what is going to take your worship to the next level. **Kids will emulate them**. Worship is experiential, and it is our job as leaders to help kids experience Christ, not merely create a fun time of song singing and hand motions. Let them enter in." [Children's Pastor Tracy Carpenter, Ph.D.]*

ICEBREAKER

This segment is a short skit designed to introduce the theme and the session's topic. This is the segment to go all-out. A big thing you want to accomplish in this segment is to introduce an interesting point that needs a conversation. The idea is to break the ice with difficult subjects the kids may find difficult to discuss. Sometimes the icebreaker will evoke emotion; other times it will be humorous. This time is simply designed to introduce what is coming up next from a child's perspective. The goal is to keep kids guessing and keep challenging them to go deeper in their understanding of their culture and their understanding of God.

LARGE GROUP GROWTH TIME

The Large Group Growth Time is where the kids will get the opportunity to see the big picture of what is really going on around them. In the various CurriculumZines, kids can learn about grief, gossip, school antics, marriage, nutrition, even sports, and the meaning of different holidays. **The Large Group Growth Time is designed to help them to grow in their awareness and knowledge of topics and issues they not only face daily, but are being forced to respond to minute by minute.**

This segment will typically expose them to words they have never heard before. At the same time it will hit a nerve with some of the information they have been hearing or seeing and situations they may be exposed to in their everyday lives. Sometimes the kids have not yet been exposed to something we are talking about. This is great,

because they get to learn the Biblical worldview and get to learn a fresh perspective to not only apply to their own lives but also share with their friends as well.

This is the time to open the conversation. Some of the series will be a bit different than, say, a series like “Trick or Treat.” Instead of talking about tough issues like witchcraft and demons and other sometimes “scary” subjects [but nonetheless very important subjects about which kids need truthful information], we may use this time to sometimes nudge the kids’ funny bones and bring out all kinds of fun, interesting facts about the theme and topic on the table. [We can’t always teach everything about divorce, the disciples, the occult, or even the Internet in an hour on Sunday, but we can sure open the conversations and let kids know we are willing to talk about whatever they are facing and ready to stand up for what is right and encourage them to do the same.]

Choose questions here that best suit your population of kids. Some churches may have younger kids and some older in their elementary group, so go as deep as you feel you can. Use the time to introduce the various topics and, if needed, explain what is “Fact” and what is “Fiction.” During Fact or Fiction, kids will be voting. There are a few ways to present the questions and allow kids to vote.

One way is to allow *one kid/one vote*: A representative is chosen for each team, and the kids can scream or meet quietly to discuss their answer, and then tell it to their representative, who will essentially cast the vote.

Another way is to allow all kids to *vote corporately*: Take a consensus for each team, and one vote per team can be tallied for each correct answer.

The last way is to call on *individual kids* to answer the Fact or Fiction questions and allow them to individually cast their votes.

Prizes can be given as a group at the end of Fact or Fiction, or leaders can allow kids to come forward as they answer questions correctly and choose or receive small prizes. Or, the leader can hand out small prizes as it progresses. There is a **Prize Guide** included in the curriculum with lots of suggestions for prizes and different ways to give them away.

Following the Fact or Fiction segment, kids will learn the true meaning of the Bible verse and how God intended them to understand it. Through a short segment called **Phrase by Phrase**, the leader/teacher will break down the verse by explaining it in bite-size chunks. This will help kids understand the meaning of some of God’s most powerful passages.

After they have learned the meaning of the verse, they will compete in a contest. Both teams will have the opportunity to memorize the Bible verse/point and compete to see which team is really paying the most attention to the phrases of God’s Word. The winner may receive a prize [See Prize Guide].

Fact or Fiction

Through a series of RELEVANT statements, kids will discover interesting facts about the culture they are living in and the theme and topic of the session. These questions can be presented in an assortment of ways. The leader may choose to read each question aloud, use a PowerPoint, or refer to poster-size boards. They can ask volunteers to read the questions or even hold the board. *The more the kids are involved in the process, the more they will take ownership of the message.* So feel free to involve the children as often as possible. During this segment kids will be asked to contemplate if what they are hearing is Fact or Fiction. The leader can reiterate the correct answer in a fun affirming voice and congratulate kids as choose the right answer.

The first step to helping kids gain passion about relevant issues is to help them gain understanding into the many diverse issues existing today. To do this, we want to raise awareness within them. Kids are exposed to a mixture of information on a variety of subjects. Some issues they may have a broad knowledge of--for example, the facts about video games, sports, or television shows. On other subjects, such as the Internet, crime, divorce, or even navigating their Bible, their knowledge may be much more limited. Kids today have no way of knowing how many pounds of waste are piling up at the dump or how many kids their age have diabetes or other illnesses. **We want to raise kids up in Christ, kids that will change the world around them.** This segment is designed to offer them a fresh perspective into the worldview while at the same time teaching them valid perspectives into the theme and topic of the session.

The segment should be light and move fairly quickly. Through the various CurriculumZines, kids can have fun discovering all kinds of interesting facts about the Bible and different issues they are dealing with in

their everyday lives: bullies, family pressures, computers, peers, sibling rivalry, video games, health, death, fear and many more...

Phrase by Phrase

The Phrase by Phrase segment is used to break down verses. Some verses are simple, and others are more difficult. The first thing is to define the words in the verse. In a verse like John 3:16 [NIV], where it says, "For God so loved the world, that He gave His one and only Son, that whoever believes in Him shall not perish but have eternal life," it is important to stay true to Scripture, and sometimes it is very valuable to just plain break down the words. Kids need to know what words like "perish" and "eternal" mean. Even words like "heaven," "rage," and "covet" may need to be explained simply and quickly before kids can actually learn a verse's meaning and then learn God's perspective in writing it.

What do you think?

This is part of the Phrase by Phrase segment and is used to open up the leader's insight into what the kids think they are hearing. This is the segment where it is very important to listen carefully to what the kids are thinking and saying, and then **dig into the verse** a little with them. For example, loving your neighbor could mean baking a cake for them, or it could mean praying for them. Even the simplest verses mean many things to kids. How about "your body is a temple" or "don't rush to anger?" It is essential to flesh out all the various ideas of what a verse could mean or does mean to **them**. Even ideas kids have gotten from school or other Bible lessons are important to pay attention to. They may be right on, a little off, or have no idea. **Listen to what they think the verse is saying. Sometimes the verse is literally saying one thing and means something else figuratively. This is just a simple way to help kids understand the complexity of God's Word.**

What does God think?

Through an interactive Q and A, kids will learn God's perspective on the verse at hand, the theme at play, and the worldview on the table. This segment is designed to offer kids a **Biblical** worldview. **They will be challenged to think deeper, live differently, and love God with all they have.**

These questions can be presented in an assortment of ways. The leader may choose to read each question aloud, use a PowerPoint, or refer to poster-size boards. They can ask volunteers to read the questions or even hold the board. The more the kids are involved in the process, the more they will take ownership of the message. So feel free to involve the children as often as possible.

Prizes can be given as a group at the end of Phrase by Phrase, or leaders can allow kids to come forward as they answer questions correctly and choose or receive small prizes. Another idea is to have the leader hand out small prizes as the questions progress. There is a **Prize Guide** included in the curriculum with lots of suggestions for prizes and different ways to give them away.

Spend time reiterating correct responses to the questions and ample time affirming kids who participate.

Build the Verse

Kids will be seated in two teams. There will be two leaders, one representing each team. Both leaders will face their group and have a stack of large boards with the verse written on them propped up in front of them.

The verse will be split into two sets of boards, one word per board. For example, each team leader will have every other word of the verse in sequential order. So for Romans 12:2 [NLT], "Do not copy the behavior and customs of this world, but let God transform you..." one team would see the board with the word "**Do**" on it and the opposing team would see the word "**not**," then the word "**copy**," then "**the**," and so on back and forth.

When the kids see the word, they must shout it out. The leaders are responsible for revealing the words in sequential order to **build the verse**. The leaders will take turns allowing one board at a time to fall forward only after the word has been said correctly. As the kids take turns reading the word they see, they will be consequently building, learning, and memorizing the verse. As the kids begin to get the concept, the leaders can allow the boards to fall quicker and quicker, making building the verse a little more challenging with each session.

There are essentially four rounds to this verse segment. The first round is where both teams see all the boards and take turns saying the words out loud until the verse is completed. (This may take a couple of times ...)

The second round is where one team leaves their boards face down and the other team sees their boards and

reads them aloud. With the help of the other team saying every other word, the team with no boards showing will then try to complete the missing words without seeing them as the boards are falling.

Round three is where the opposing team then must try to complete the verse from memory with only the help of the other team using their boards for every other word of the verse, until it is completed.

Round four is where both teams are unable to see any boards. All boards are facing the floor, and the kids must try to go back and forth, alternating word for word, saying the verse from memory until it is completed. It is valuable for the leaders to know the verse and help the kids through it. It is also helpful to count the kids off so everyone starts at the same time. The team that comes closest to saying the verse accurately and loudly from memory wins a prize. [See Prize Guide]

Encourage kids to work together to build the verse. When they have accomplished the building of the verse, congratulate them on their great teamwork.

Allow a couple of practice rounds in the beginning, until the kids get the hang of it. It is helpful to have a leader standing in front of each team and instructing, pointing, and helping the kids follow along.

SMALL GROUP GROWTH TIME

This is the Small Group Growth Time segment. This can be done in a classroom setting or a children's church setting using a variety of ratios. In the classroom, a 1:1 or a 2:1 ratio of kids to adults can be used, whereas in a large group, a 10 :1 or even a 25:1 ratio can be used. **This is the time to take children at different ages, different stages, and different phases to different places.** Allow them to share, learn, and take the next step toward their relationship with Christ.

The Small Group Growth Time is the place for kids to be nurtured in a safe environment, a place where they feel encouraged to share without judgment. When we are talking about issues within our culture, kids will respond when we let them. Some issues like divorce, death, Internet predators, and the occult may be more difficult, whereas topics like prayer, kids' health and marriage may be a little easier. Either way, they will be confronted with the message of the day and be inspired to take that message and apply it to their lives, right where they are.

Kids will receive a sheet every week. Leaders will receive answer keys to the coordinating sheets. The kids will complete their sheets on their own. Then, as a small group they will go over the sheets and have a brief discussion about the subject matter. The sheets contain five questions about the Fact or Fiction segment, a couple of review questions about the Bible verse, some powerful life applications, and a few discussion questions.

Kids will be encouraged to take their sheets home after they have been discussed and to share with their families what they are learning about.

The Small Group Growth Time is also time that can be used to bring the choice of crafts and snacks into the curriculum. There is also an opportunity during the last session for kids to participate in multiple hands-on craft projects. The best thing is to create a balance of curriculum and variety for the kids. For example, one week during Small Group Growth Time kids can be given a fun snack to eat while they are completing their sheets, and the next week maybe only the leaders discuss the discussion questions and have the kids do a craft and take their sheets home. **Do what complements your population of kids.** Another idea is to save all the crafts for the last session and give snacks every week. This is your curriculum, and the flexibility is built in purposely so you are able to assess the need and mood of your congregation of children and respond accordingly.

Examples:

#1 Choose to add a craft to the Small Group Growth Time. As a small group, do the craft together before passing out the handout. If choosing to add a craft to the small group, choose a craft from the Craft Guide. If you choose to do a craft, you may send the sheets home with the kids.

#2 Choose to add a snack to the Small Group Growth Time. Pass out a small snack before kids are given their handouts and allow them to eat their snack while they are filling out their sheets. If choosing to add a snack to the small group, choose a snack from the Snack Guide.

Prizes can be given as a group during the **Small Group Growth Time** segment or leaders can allow kids to come forward as they answer questions correctly and choose or receive small prizes. Another idea is to have the leader hand out small prizes as the discussion questions progress. There is a **Prize Guide** included in the curriculum with lots of suggestions for prizes and different ways to give them away.

Prayer

Take prayer requests, and then emphasize to the kids how great God is. Reiterate the awesomeness of God. Share with them that God loves them. Ask the kids in your group whether or not they know Christ. If not, take this opportunity to ask them to invite Christ into their heart and life. Remind them that God cares about every little or big thing they are dealing with. Encourage them to read their Bibles and pray daily.

LARGE GROUP GAME ACTIVITY

After kids are back in their large groups, they will play a high-energy game to enhance the lesson, message, and theme. Kids from each team will be chosen to represent their team. Kids love healthy competition, and this segment is designed to get them up, get them screaming, and get them interacting and engaged in hands-on activity. This segment will give kids a chance to be kids while enjoying their friends and getting to know their leaders. There have been many studies on how to build relationships with our kids. Many studies have found that playing games is one way for kids to build quality relationships. There is something to be said for playing with them. Please do not underestimate this time. It may be the most valuable segment you have, because if we really want a chance at ministering to the kids that attend our services, we must build relationships with them.

A bell or a whistle will be used for this segment.

WRAP UP

This is a quick segment designed to reiterate the key to unlocking the message, theme and verse. It is designed to give a nice snapshot of the Biblical worldview and encourage the kids to apply what they have learned.

PRAYER

This is the closing prayer time. This is a great time to allow God to move among the kids and **allow the kids to pray aloud**. It is fun to have a few kids come forward and allow them to pray as well. Pray slowly, and **always allow kids to follow along and repeat after the person praying** so they may internalize the prayer and learn to pray aloud.

HANDOUTS

Every session there will be handouts for the kids and parents to take home with them. There are two types of handouts. The first one is the "411 at the door"--**this is for parents**. This gives parents a breakneck-speed look at what their kids are learning. The other handout is a one-page activity. Kids will have word scrambles and word searches and various activity sheets. These activity sheets are designed to be FUN, because kids have homework all week. They will be also taking home their Small Group Growth Time sheets, where they have circled different life applications they have committed to for the upcoming week. One option is to ask kids to bring back their Small Group Growth Time sheets completed the following week with parent signatures and notes regarding their progress on their life applications on the back, at which time they will receive encouragement, recognition or, if possible, a small prize. [See Prize Guide]

GIVING [Offering]

Offering can be done at any time during the service. It might be fun to use various theme-related items to collect the offering in.


*To implement this curriculum as a VBS please see the "Reply All" page.

This curriculum, all verses and Scripture references are taken from the NIV translation.



Whale of a Tale

Session 1



Theme: JONAH...Runs from God

“WHALE OF A TALE” TOPIC: God had a specific job for Jonah, and he did not want to do it...so he ran from God

BIBLE TOPIC: Jonah’s decision to run from God got him into worse trouble

FOCUS: It is best to do what God asks of us in the first place

Life Point: Obey God from the start

Scripture: Jonah 1:3 [NIV] “But Jonah ran away from the Lord...”

GET EVERYONE ON BOARD

All volunteers gather to get assignments and general information, and to pray.

SET UP

Volunteers set up in their areas.

BEFORE SERVICE BEGNS

Give every child a small trinket with the session's theme and verse written on it. This will help to reiterate the session's theme and verse. This will be a daily reminder of what they have learned at church and inspire them to share it! [See Supply Guide]

INTRODUCTION

This is an introduction to the lesson. Volunteers welcome the audience and raise the energy level. Volunteers can give out a few prizes. [See Prize Guide]

"Welcome to **'Whale of a Tale'** I am going to say **'Whale'** and you are going to say **'of a Tale.'** Are you ready? Here we go. **'Whale'** [of a tale] **'Whale'** [of a tale] **'Whale'** [of a tale]. Great Job!"

"Today we are going to be learning all about the story of Jonah. We will talk about how God had a specific plan for Jonah to go into the city of Nineveh and bring God's message to the people there. Jonah did not like the people of Nineveh because they were doing evil things...so he refused to do what God had asked of him. Instead, Jonah made the decision to run away from God in the opposite direction of Nineveh to avoid obeying God. We will also be talking about how it is always best to do what God asks of us in the first place! If we obey God from the start, we are truly able to serve Him better. Today is going to be so fun. Are you ready to get started?"

"OK, now ... let's worship!"

Optional prizes: [See Prize Guide]

WORSHIP AND PRAYER

As kids are seated in their large group, invite them to participate in corporate worship. Ask them to stand, raise their hands, and lift their hearts to God. Plug in your own worship segment here. Sing, praise and lift your hands to God.

ICE BREAKER

Skit:

This will be a short skit about a guy trying to imitate Jonah by being a runner.

Leader: [Talking to the kids] "Hey everyone! Today we're going to be learning about Jonah." [Caleb comes running up in runner's clothes and interrupts the Leader]

Caleb: "Hey, guess who I am!"

Leader: "Uh...you're Caleb." [Looking confused]

Caleb: "No, guess who I am today."

Leader: "I know who you are...you're Caleb!" [Starting to get irritated]

Caleb: "No. I'm Jonah. Get it?! I'm running. See my running shoes...running shorts! I'm running away from God!"

Leader: "Okay...well, why don't you just run right along while I find out what these guys know about the real Jonah and why he was running? [Caleb shrugs and runs off] **Well, today we are going to talk all about Jonah! Are you ready to get started?"**

[Transition to new leader ...]

LARGE GROUP GROWTH

Fact or Fiction

Through a series of RELEVANT statements, kids will discover interesting facts about the culture they are living in.

Leader:

"It is time for Fact or Fiction! OK, we are going to play a game. It is called Fact or Fiction, and it is kind of like true or false. Fact is true and Fiction is false. I am going to make a statement and you are going to tell me if you think it is "Fact" or "Fiction." Some of the answers you may know, and others you may not. That's OK! Are you ready?"

Fact or Fiction:

Choose 10 to 15 statements depending on the age and readiness of your kids, as well as the time allotted for this segment. This segment is designed to be fun. This is a fast-moving, high-energy segment. When kids answer correctly, reiterate the "Fact" or "Fiction" in question. [See "Directors Notes"]

- Jonah was a prophet. **[Fact]**
- God gave Jonah a mission to go to Nineveh. **[Fact]**
- Jonah did not like the people of Nineveh. **[Fact]**
- The people of Nineveh were always fighting and sinned against God. **[Fact]**
- Jonah disobeyed God and ran away. **[Fact]**
- Jonah was happy to go to Nineveh. **[Fiction]**
- God didn't care if Jonah obeyed Him. **[Fiction]**
- Jonah lived in Ohio. He did not want to go to Nineveh because it was too far. **[Fiction]**
- Nineveh was a great city with people who loved God. **[Fiction]**
- Jonah knew if he ran from God he wouldn't have to go to Nineveh. **[Fiction]**
- Jonah was a fireman. **[Fiction]**
- Jonah could not hide from God. **[Fact]**
- We can always hide from God. **[Fiction]**
- By running away from God, Jonah made things worse. **[Fact]**
- Jonah hoped by running away he could get out of doing what God wanted him to do. **[Fact]**

Phrase by Phrase

What does each word of the verse mean? (Defining the verse word by word, phrase by phrase)

Leader:

"Jonah 1:3 [NIV] says, 'But Jonah ran away from the Lord...'"

OK, let's go ... PHRASE by PHRASE"

"'But Jonah ran away from the Lord...' -- what do you think that means? Well, the verse starts with **'But'** because God told Jonah to do one thing but he chose to do something different. **'...Jonah ran away...'** You know what the word **'ran'** means. He didn't just walk...he ran...he moved as fast as he could go. **'Away'** means in another direction. Jonah was supposed to go to the city of Nineveh, but he ran off for the city of Tarshish instead. Not only was Tarshish in *another* direction, it was completely in the *opposite* direction from Nineveh! Have you ever tried to run away from someone...like when you play tag? I bet you ran in the opposite direction from that person so that he or she couldn't get you. That's what Jonah thought he was doing."

"What about the rest of the verse? **'...from the Lord...'** The **'Lord'** means God, right? So Jonah was running away from God. This actually means that he was running away from what God wanted him to do. God told him to preach to Nineveh, but he didn't want to obey God."

"Good, now you're getting it!"

What do you think?

Leader:

"What does the verse mean to you?" (Have kids tell what they think the verse is saying.)

What does God think?

Leader:

"What does God mean by the verse?"

"OK, so basically...**God was concerned about the people in Nineveh**, because they were doing a lot of bad things. He wanted them to stop what they were doing and worship Him instead, so He told Jonah to go and warn them that He was not happy with the way they were acting. Jonah didn't want to obey God, because he


was prejudiced against the kinds of people who lived in Nineveh. **Do you know what it means that Jonah was prejudiced?** It means that Jonah did not like the Ninevites because they were different from him, even though he had never seen them or met them. He had a wrong opinion about them. God does not want us to be prejudiced against anyone. Do you ever stay away from people who you don't like? Or do you ever want to not help people who are different from you? Maybe you avoided them because their skin was a different color or they spoke a different language. Maybe you avoided them because they were in a wheelchair or had really bad scars all over their body. Maybe they were homeless or smelled bad. There are many reasons we avoid people. **We need to remember, though, that sometimes the very people you don't like are the very ones who need to see that God loves them, and they can see God's love for them through the way you are kind to them.**

Anyway...Jonah thought that by running away in the opposite direction he could get out of doing what God wanted him to do. The crazy part is that you can never run away from God, because God is everywhere! **So instead of getting out of what he was supposed to do, he just got himself into worse trouble...**but we'll learn about that next week. It would have been much better if Jonah would have just done what God asked him to do in the first place and obeyed Him right from the start!"

Through an interactive Q and A, kids will learn God's perspective on the verse at hand, the theme at play, and the worldview on the table.

Q and A

1. God wants us to?
 - a. Always stay the same and never grow spiritually
 - b. Never obey Him
 - c. **Obey Him**
2. It is best to?
 - a. **Do what God asks of us immediately**
 - b. Never do what God wants
 - c. Only do what God wants on Tuesday
3. Rather than running away from God?
 - a. We should never trust Him
 - b. **We should trust Him**
 - c. We should trust Him only when we feel like it
4. It is important to remember?
 - a. **God knows what is best for us and for other people**
 - b. God doesn't care for us
 - c. We are never protected by God
5. Today's verse is?
 - a. Jonah 10: 3 [NIV]
 - b. Jonah 13:1 [NIV]
 - c. **Jonah 1:3 [NIV]**
6. Jonah's decision to disobey God?
 - a. **Got him into trouble**
 - b. Made God happy
 - c. Made the people of Nineveh happy
7. Jonah was?
 - a. A fireman
 - b. **A prophet**
 - c. A teacher
8. Nineveh was?
 - a. A powerful city
 - b. A wicked city
 - c. **Both a and b are correct**



9. God told Jonah to?
- Tell the wicked people of Nineveh about Him**
 - Run away from Nineveh
 - To go to Mexico for a vacation
10. God gives us?
- Bad advice
 - Permission to disobey Him
 - Direction through His Word**
11. With God's help we can?
- Do what is right**
 - Never please Him
 - Never understand His Word
12. Jonah?
- Did not want to do as God asked so he ran away**
 - Obedied God the first time He asked him to go to Nineveh
 - Went fishing
13. We should?
- Always run from God
 - Never run away from God**
 - Avoid God during the day
14. God loves it when?
- We choose to obey Him**
 - We don't listen to Him
 - We never read His Word
15. God?
- Has a plan for our lives
 - Loves us
 - Both a and b are correct**

Build the Verse

[Falling Boards]

Bible Verse: Jonah 1:3 [NIV] "But Jonah ran away from the Lord..."

SMALL GROUP GROWTH TIME

Leaders will pass out the student "Small Group" Sheets. The kids will complete their "Small Group Sheets" on their own. Then, as a small group, they will go over the Sheets together and have a brief time of discussion about the subject matter. Below is the key for this session's "Small Group Sheets".

Key

5 Fact or Fiction Statements

Jonah did not like the people of Nineveh. **[Fact]**

The people of Nineveh were always fighting and sinned against God. **[Fact]**

Jonah disobeyed God and ran away. **[Fact]**

Jonah was happy to go to Nineveh. **[Fiction]**

God didn't care if Jonah obeyed Him. **[Fiction]**

2 Verse Questions

God wants us to run away when things get tough? **[False]**

We should run to God not away from Him? **[True]**

5 Life Applications

Circle five things you can do this week to serve God with our actions.

Talk to your parents about taking you whale watching

Go on the internet with your parents and learn about the different kinds of whales
 Get a children's Bible and look up the story of Jonah and read it
 Share God's Word with people who are doing bad things
 Talk to someone you know who does not know God
 Pray to God and ask Him to use you for a special purpose
 Tell a friend what you learned at church this week
 Look up the word obey in the dictionary
 Make a list of 10 things you can do to honor God with your actions this week

3 Discussion Questions

Have you ever done something you shouldn't have done? If so, what was it and how did it make you feel?

Did your parents ever give you a chore to do that you did not want to do so you tried to disappear and hoped they would forget about asking you to do it? If yes, tell us about it?

Make a list of some ways you can be obedient to God?

Go over the "Sheet" [using the key] and discuss out loud the 3 discussion questions.

Leader:

"God wants us to know it is always best to do what He asks of us in the first place. If we choose to run from God it will only get us into worse trouble. When we chose to follow Him we can truly be transformed!"

Prizes

Call on individual kids to answer questions while going over the "Small Group Sheets." Prizes can be given individually for correct answers. [See Prize Guide]

Prayer

Take prayer requests, and then emphasize to the kids how important our relationship with God is and how important the Bible is to every Christian. The Bible is God's story, His plan, His Words, and a great way to learn more about Him! Reiterate the awesomeness of God and how important it is for them to remember they can rely on God and the Bible, no matter what! Ask the kids in your group whether or not they know Christ. If not, take this opportunity to ask them to invite Christ into their heart and life. Remind them that God cares about every little or big thing they are dealing with. Encourage them to pray!

Proceed back to large group.

LARGE GROUP GAME/ACTIVITY

"The Belly of the Whale"

There will be two teams with five kids on each team. Kids will compete to see which team can successfully pass paper fish to the front of the room and spell out this week's Life Point.

Each team will choose five children to participate in the game/activity. One child will be the **sorter**; three children will be the **passers**; and one child will be the **placer**.

One table per team will be used for this activity. The tables will be placed in the back of the room with the **sorter**. On each table there will be one bucket filled with water or a "messy" option...blue gelatin, water, sand. [See other options below] Inside each bucket place **19** pre-cut laminated construction paper fish with one letter from the session's "Life Point" written on it. For example, one fish will have the letter **O** written on it. Another fish will have the letter **B** written on it...and so on until you have enough letters to spell out today's **Life Point**. [See below] Option: You may wish to use small plastic fish for more durability. Place a small piece of self adhesive Velcro on the back, so when the **placer** receives the fish he/she can arrange them on a felt board. You may wish to place extra fish without letters written on them to make the challenge more difficult.

The **placer** will be placed in the front of the room with a felt board placed on an easel. The **passers** will be placed in the middle of the room throughout the audience. Once all team members are in place, the leader will then blow the whistle, and both teams will begin the game. The **sorter** will dig through the bucket of fish to find a fish with a letter written on it. Once the **sorter** finds a fish they will pass it to the first **passer**, who will then pass it forward until it reaches the **placer** in the front of the room. The **placer** will then place the fish on the felt board and arrange them in the correct order to spell out this week's **Life Point**. Once a team feels they have completed

the task correctly, they will signal the leader. The leader will blow the whistle to let the other team know that time is up.

The leader will check to see that all the fish are placed in the right order and spelled correctly. If there are any fish out of order, the leader will blow the whistle, and the game will continue until one team has successfully completed the task. The team that completes the task first will win the prize.

Options for “messy” buckets:

Real fish
Blue slime
Water with blue food coloring
Noodles
Tuna
Gummy worms
Tapioca pudding
Shredded lettuce
Rubber eyeballs
Gummy fish

THIS WEEK'S LIFE POINT

Obey God from the start

***If choosing to use a “messy” option...place plastic on the floor under the buckets and any other area that may get “messy.”**

[See Prize Guide]

WRAP UP

Leader:

“The key to unlocking the story of Jonah is to remember to be encouraged to follow Jesus because we believe in Him. We may not always understand or agree with the details of God’s plan, but we can be open to Him and be willing to obey Him. We may have doubts or occasionally make mistakes. **God is forgiving and knows what is best for us and for others. God loves us and will be with us, no matter what—just like he was for Jonah!**”

“Let’s pray ...”

PRAYER

Leader:


“God, help us to remember to trust You and especially to obey You immediately. Thank You for having a plan and a purpose for our lives. Thank You for loving us. Help us to follow Your ways. We ask You to transform us and help us to have faith like Jonah did. As we go through this week, help us to make the right choices and to allow You to guide us so we may continue to grow strong in Your Word and in our everyday lives. Thank You for all You have given us, and please help guide us to make Godly choices every day!”

HANDOUTS

411 at door
Activity Sheet
[Kids will take home their
“Small Group Sheets”]





Whale of a Tale

ACTIVITY SHEETS




Decode The Verse

BU _ _ J _ N _ _ _

_ _ N _ W _ Y




   



F _ _ M _ _ E

L _ _ D.


 = R  = O  = H

 = T  = A

Key: "But Jonah ran away from the Lord..." [Jonah 1:3] [NM]


Whale of a Tale

TODAYS 411
Take Home for Parents



Whale of a Tale

TODAYS 411



Theme: JONAH...Runs from God

“WHALE OF A TALE” TOPIC: God had a specific job for Jonah, and he did not want to do it...so he ran from God

BIBLE TOPIC: Jonah’s decision to run from God got him into worse trouble


FOCUS: It is best to do what God asks of us in the first place

Life Point: Obey God from the start

Scripture: Jonah 1:3 [NIV] “But Jonah ran away from the Lord...”

Whale of a Tale

The Guides



Whale of a Tale

Craft Guide

Following is a list of crafts designed to give kids hands-on experiences associated with this session's theme, topic, and lessons. Crafts can be used weekly, bi-weekly, or at the last week as a big craft fair/festival. The crafts vary in degree of difficulty and are simply ideas for you to choose from. Below you will find practical ideas and great crafts for the kids at your church to discover.

JONAH IN A WHALE

Kids will make their own whale with a floating Jonah.

MATERIALS NEEDED:

- Clear water bottle
 - Water
 - Mineral oil
 - Blue food coloring
 - Permanent markers
 - Glue
 - Clear tape
 - Construction paper
 - White labels with a verse
 - Small funnels
 - Small plastic people*
- * They will need to be able to fit through the bottle opening. You can find these in craft stores.




WHAT KIDS WILL DO:

Each child will be given a bottle filled halfway with water. Put in a few drops of food coloring. Put in the plastic person into the water. Have the verse put on the bottle. Have them carefully fill the bottle with mineral oil and tightly put on the cap. Now the kids can add a tail to the top of the bottle with the construction paper. They can add facial features to the whale using the permanent markers.

WHALE OF A TALE


Kids will get the chance to make a paper bag whale.



**View This Page In It's Entirety In Kidsworld's
Whale of a Tale Curriculumzine**

Whale of a Tale


ADVERTISING



Below is a flyer to be used for advertising.
Use the box at the bottom to write your own date, time and place.

sample

Whale of a Tale



Kids will explore the tale of Jonah and learn through a series of interactive Bible lessons about one of the most celebrated stories in the Bible.

make it KIDTASTIC!

Reinventing your environment to reflect the theme is a great way to get kids super excited and interested in what is going on...just like popular stores change their window displays, and we decorate for the holidays. Why do school teachers change the classroom walls and bulletin boards to reflect the themes their students are studying? To increase student motivation!

Make the kids' area **kidtastic**...that is...*kid* friendly and *fantastic* . Many churches use big copiers and props to reinvent the environment, while others use big screens with fun graphics. Some have classrooms with chalkboards, and some have bulletin boards. There is no wrong way or right way to reinvent. We find that media gets the most attention from the kids. So if you are lucky enough to have big screens and great graphics, use them as much as possible. Below you will find a list of many ideas to reinvent your stage or classroom for the current series.

You may have some ideas of your own, and we say go for it! You may choose to use many of the ideas below or just a few... this is just a list of ideas to jumpstart your creativity. We at Kidsworld Studios Inc. are aware that we minister to all sizes of churches with all sizes of budgets, so take what you can from this list and make your area **kidtastic!**

- J**umbo or regular sized blue colored balloons filled with air or helium (fill the stage or front of classroom)
- C**ountdown videos add a media element and raise the anticipation level
- U**nder the sea documentary videos or *Jonah – A VeggieTales Movie* playing in the background
- B**ig whales cut out of cardboard, foam core, wood, or Styrofoam and painted

**View This Page In It's Entirety In Kidsworld's
Whale of a Tale Curriculumzine**

At Your Fingertips

Below is a guide designed to help you keep up with the latest trends and current cultural influences. This guide is full of various resources which we believe will help you to equip the kids to whom you minister. Not only will they help you to become better acquainted with the emergent culture but also assist you to direct kids and parents to some great websites, reading, music, Bibles, videos, toys, restaurants or sometimes even search engines. We believe this list will give you a clearer look into the world surrounding today's kids as it pertains to the theme and topic of this CurriculumZine:

WEBSITES

www.Christianbook.com

This is a great source to purchase all of your Christian resources

READING FOR KIDS

Wrong Way, Jonah!

By: Kay Arthur and Janna Arndt [2010 version]

CRAFT IDEAS

Jonah and the Big Fish

From Kid's Sunday School Place website www.kidssundayschool.com/Gradeschool/Crafts/1craft04.php

**View This Page In It's Entirety In Kidsworld's
Whale of a Tale Curriculumzine**

Reply All

Do you have any ideas for any theme-related snacks or drinks that have to do with water?

We have another CurriculumZine available called Water Wonders, and this excerpt was taken from the Water Wonders snack guide. I think these are some great ways to incorporate water themes and miracles found in the Bible into some really creative snack options.

Themed Snacks and Drinks**Woman at the Well** [John 4]

Sugar cubes [kids build small well using cubes]
Sports thirst quenching drinks
Water
Lemonade

Parting of the Red Sea [Exodus 14: 15-31]

Red gelatin cups
Red candies
Red licorice
Strawberry soda
Red sports drinks
Strawberries

**View This Page In It's Entirety In Kidsworld's
Whale of a Tale Curriculumzine**