

# WELCOME TO Bible Sweethearts

**2 WHAT IS A CURRICULUMZINE?**

From the Editor

**3 ONCE UPON A TIME**

The mission and vision of Kidsworld Studios Inc.

**4 @WORK@KIDSWORLD**

**5 THE THEOLOGY OF KIDSWORLD**

**6 SURPRISE SURPRISE**

A thought-provoking article exploring the value and relevance of this session's theme

**7 A DOZEN DONUTS**

Twelve new ways to recruit, train, empower and appreciate volunteers

**8 THE GUTS**

**9 BREAKIN' IT DOWN** [Bible Points]

**10 DIRECTOR'S NOTES** [Leader Guide]

**16 THE SESSIONS**

Get Everyone on Board

Set Up

Before Service Begins

Introduction

Worship and Prayer

Ice Breaker

Large Group Growth Time

Fact Or Fiction

Phrase By Phrase

Build The Verse

Small Group Growth Time

Large Group Game

Wrap Up

Prayer

Handouts

**52 ACTIVITY SHEETS** [For the Kids]

**57 TODAY'S 411** [For the Parents]

**63 THE GUIDES**

Craft Guide

Snack Guide

Prize Guide

Supply Guide

**72 SAMPLE ADVERTISING**

**76 MAKE IT KIDTASTIC**

Theme related tips to reinvent an environment into a kid-friendly, fantastic place


**77 AT YOUR FINGERTIPS**

Keeping current on the trends and culture through a variety of resources

**78 REPLY ALL**

Frequently asked questions

Check us out at [www.kidsworldstudios.com](http://www.kidsworldstudios.com)



# What is a CurriculumZine...

In the pages of this magazine you will be introduced to an **all-new children's ministry curriculum**. This is curriculum I have developed out of my passion to see millions of kids develop an intimate and lifelong relationship with Jesus Christ.

I have been a children's pastor for many years, and I can't even count the times that, after ordering a big bundle of curriculum, we actually threw half of it away. The big can, box or bag would come in the mail, and then we would all sit down and dissect it. After a couple of hours, we found we had some good material, but **most of the material was not relevant to our ministry**.

Kids today are dealing with divorce, the Internet, death, illness, obesity, drugs, depression, abuse, poverty, anger, bullies, ADD, witchcraft and much more. The curriculums that have been available tend to retell the stories of the Old Testament over and over again. They focus on the similar subjects of love, salvation, God's promises, and forgiveness, with no mention of the many real issues kids today are truly facing. **I love the stories of the Old Testament and believe they must be primary and essential in teaching kids about Christ, but I also believe kids need to be ministered to on their level, where they are.** I think we as pastors need to talk about all the "stuff" that kids today are really dealing with, while using the Bible to give them truth, perspective and a great foundation. If we don't begin to teach a balance of worldview, Biblical worldview, Bible, worship, prayer, and Old and New Testament, **I believe kids could be swallowed up by the enemy, having lots of great knowledge of the Bible in their heads and not in their hearts.**

In the various curriculums, there was just so much "other stuff ... too much stuff." We continually found kids curriculum to be very complicated and lacking creativity, erring on the side of traditional and, honestly, a little boring for the kids we were ministering to. What we waded through were too many directions, and not enough simplicity and direct velocity.

So here at Kidsworld Studios Inc. we decided to redefine the standards for children's curriculum by

pioneering *interactive CurriculumZines*. **CurriculumZines** are relevant kid-centric curriculums targeted at the emerging culture. Each **CurriculumZine** is creatively centered on theme-based lessons and delivered in magazine form. By taking on a single theme each month and integrating it into every element of the issue, this curriculum will invite kids and leaders to immerse themselves in the issues relevant to kids' lives. Leaders are given the tools necessary to capture, entertain, educate and transform today's kids.

**CurriculumZines** are committed to talking about important social issues kids are dealing with in their daily lives. Thousands of kids are desperately in need of information and a Biblical view on so many relevant issues that are bombarding them daily.

**CurriculumZines** are committed to celebrating days kids celebrate, by designing holiday-sensitive "out-of-the-box" curriculum that offers a Biblical view partnered with outrageous, energetic holiday themes and current topics.

**CurriculumZines** are committed to teaching the cornerstones of the Bible and to giving kids a solid foundation on which to start their journey with Christianity and their relationship with Christ.

We as pastors and children's leaders must open our eyes to the culture and the world in which the kids we minister to live in. It is quite different than the world we grew up in! **If we are justly going to get involved, make a difference and transform kids' lives, we need to immerse ourselves in their world and show them Christ in ours.**

Immersing,  
Tracy



# ONCE UPON a TIME

## The mission and vision of Kidsworld Studios Inc.

**Kidsworld Studios Inc. is committed to creating spiritually kid-focused projects, programs support, resources and ministry.** Kidsworld Studios Inc. sees kids for who they are and seeks to **reach out to them on their level.** We know the power of the media and understand how kids today are immersed in this ever-changing culture. We at Kidsworld Studios Inc. are prepared to go where they are -- and bring them where God wants them to be.

Kidsworld Studios Inc. is committed to being there as kids grow up -- at their birthdays, at their schools, at their churches and even through their trials. Through custom birthday parties, day camps, travel camps and specialized culturally relevant curriculum, Kidsworld seeks to provide opportunities for **spiritual education, social support** and **cornerstone moments** that will uplift, encourage and build the **self-esteem** of thousands of kids.

Kidsworld Studios Inc. is a safe haven, a resource landmark and the place for kids to feel at home. **It is a place dedicated to kids, their needs and their wants.** The Studio will eventually offer everything from child care to homework clubs. Kidsworld Studios Inc. is where kids will be able to express themselves, whether it is through clubs, camps, curriculum or special events. We will provide networking for kids and families to counselors, schools, extracurricular activities and even restaurants. We are steadfast to support the poor and needy kids in our community through outreaches targeted at children in need, homeless families with children and pregnant teens.

**We believe kids today need people and places they can count on.** We believe kids need a place to go when they are off track. We believe kids need encouragement and options. **We believe our job is to find out what kids need on a daily basis and find a way to meet that need.** Kids in the hospital need visiting, kids need menus just for them,

*kids need safe environments to grow and learn. Kids need homes, glasses and parents. Kids need prayer, podcasts and parties. **Kids need spiritual mentors, and, yes, we absolutely believe they need Christ.*** Kids today desperately need an innovative Biblical worldview.


Some people are content in ministering to only a part of the child. All of us at Kidsworld Studios Inc. believe that if we truly care about kids, then we must care about everything about them -- what they eat, wear, read, think, need and want.

As Christians, we believe we have a responsibility to help improve our culture and our community. We think kids are the key to the future and the heart of our communities. If we are truly going to get involved and make a difference, we need to open our eyes to the path that can change the course of the future. **That path is kids!**

We believe organizations like Kidsworld Studios Inc. are fast becoming the **churches of tomorrow.** Church needs to be a place where kids can learn about God and be supported *spiritually, emotionally, physically and mentally.*

Welcome to  
**KIDSWORLD  
STUDIOS INC.**  
A Church of Tomorrow

# @work @KIDSWORLD



**PUBLISHER**

| KIDSWORLD Studios Inc.

**EXECUTIVE EDITOR**

| TRACY Carpenter, PhD  
| tracy.kidsworld@sbcglobal.net

**MANAGING EDITOR**

| ROBIN Eddy

**ASSOCIATE EDITOR**

| JEN Dunn

**CREATIVE CONSULTANT**

| ADAM Thomas

**STAFF WRITERS**

| ALEX Rodriguez  
| SELINA MARIE Garcia

**RESEARCH DEVELOPMENT**

| AMANDA Michal

**EDITORIAL ASSISTANT**

| KIM Ledbetter

**WEB AND GRAPHIC DESIGN**

| PLAINJOE Studios

**THEOLOGICAL EDITORS**

| KNOFEL Staton, PhD  
| JULIA Staton

**KIDSWORLD STUDIOS INC**

**PRESIDENT**

| MIKE Carpenter

**CHIEF CREATIVE OFFICER**

| TRACY Carpenter, PhD

©2009 by Kidsworld Studios Inc. All rights reserved. Printed in USA. Permission is given to the original purchaser to print and use these resources for ministry purposes only—not for resale. These resources may not be electronically transferred to or duplicated by other non-purchasing people or organizations.

978-0-9819655-8-1

# The Theology of Kidsworld

The word “**theology**” literally means “Word [logos] about God.” We want the children we teach to have a basic understanding about the nature of God and a commitment to apply His character in their culture.

## Our basic theology includes the following:

1. There is only **one God**, the God revealed in the Bible [Deuteronomy 6:4; Romans 3:30].
2. All Scripture is **inspired by God** and is profitable for teaching, for reproof, for correction, for training in righteousness; that the person of God may be adequate, equipped for every good work [2 Timothy 3:16,17].
3. In the beginning **God** created the heavens and the earth [Genesis 1:1].
4. The Law is our tutor to lead us to Jesus, **the Messiah** [Galatians 3:24].
5. Jesus of Nazareth is the Christ, the Son of the living God, and Lord. He is the image of the invisible God who came to show us what God is like and to take our sins as His on the cross so we can be saved by **His sacrifice** [John 1:1, 1:18, Colossians 1:16, John 3:16; 1 Peter 2:22-24].
6. **The Holy Spirit** convicts the world of sin, righteousness and judgment [John 16:8].
7. People are saved by faith in Jesus because of **God’s grace** [John 1:12, Ephesians 2:8-10].
8. Anyone in **Christ** is a new creation [2 Corinthians 5:17].
9. God wants His children to mature toward becoming like **Jesus** in attitudes and actions [Ephesians 4:11-5:1].
10. God wants all His children to live in unity with one another [John 17:20-21], to **love** one another as Jesus modeled for us [John 13:34-35, Ephesians 3:14-4:6].
11. The Church is the Family of God, the Bride of Christ, the **Body of Christ** to continue the **Father’s love** [Ephesians 4:14-19], the Spirit’s fruit [Galatians 5:22-23] and the Son’s service for mankind [John 20:21, Matthew 20:26-28, Matthew 28:19-20].

With this basic theology, our desire is to partner with churches by teaching their children with creative methods. In the end they will love the Father, apply the fruit of the Spirit, serve people as Christ’s representatives/ambassadors and become adults who will make positive differences in the world. Within this basic theology, a congregation can be comfortable sharing its distinctive, unique, and important emphases.

# SURPRISE SURPRISE

## Why “Bible Sweethearts”?

**Valentines Day is a huge holiday for kids.** They prepare valentines for their friends, enjoy theme related parties and eat lots of candy conversation hearts. What a great opportunity to begin telling kids some of the greatest love stories in the Bible. As kids begin to approach adolescents and for some even sooner, they begin talking all about little boyfriends and girlfriends don't they? This particular **CurriculumZine will focus on commitment, honor, faith, trust and love.** Kids will see through Adam and Eve, there are consequences to sin. They will learn how important it is to have good character like Ruth. They will discover how God always keeps His promises through the story of Abraham and Sarah and lastly they will learn how obeying and trusting their parents when they make decisions for them can actually help them to trust Jesus.

**CurriculumZines are designed to go where kids are living and do life with them.** Kidsworld Studios Inc. curriculum exists to bring kids today hope and empower them to face their childhood, adolescence and adult life stronger with Christ at their side... **We want kids to be ready to face anything life might throw at them.**

This curriculum is the beginning, the baby steps at helping kids to begin unraveling all the messages being thrown in front of them day after day. **Obviously, it would be impossible for this curriculum to teach every element of every issue kids are dealing with when it comes to love, commitment, trust, faith or even honor.** It will however, **open the door to conversations and raise awareness to some very important topics impacting them on a daily basis.**

We at Kidsworld Studios Inc. believe we must help kids become aware of not only the worldview and what is happening in their culture and why, but also the Biblical worldview to help them gain perspective and a game plan when it comes to responding to what is happening inside their hearts and minds. **We want kids to realize God's most important commandments are to love Him with all our heart and to love others.**

In the CurriculumZine “Bible Sweethearts” kids will be inspired to honor commitment as they learn about what real love is and **discover God's true intention for marriage.** Kids will hear all about some of their favorite, most popular, Bible couples! They will examine steps they can take in their everyday life to stay close to God, honor God's plan for their future, and find out nothing can ever separate them from God's love.

# A DOZEN DONUTS

Twelve new ways to recruit, train, empower and appreciate volunteers

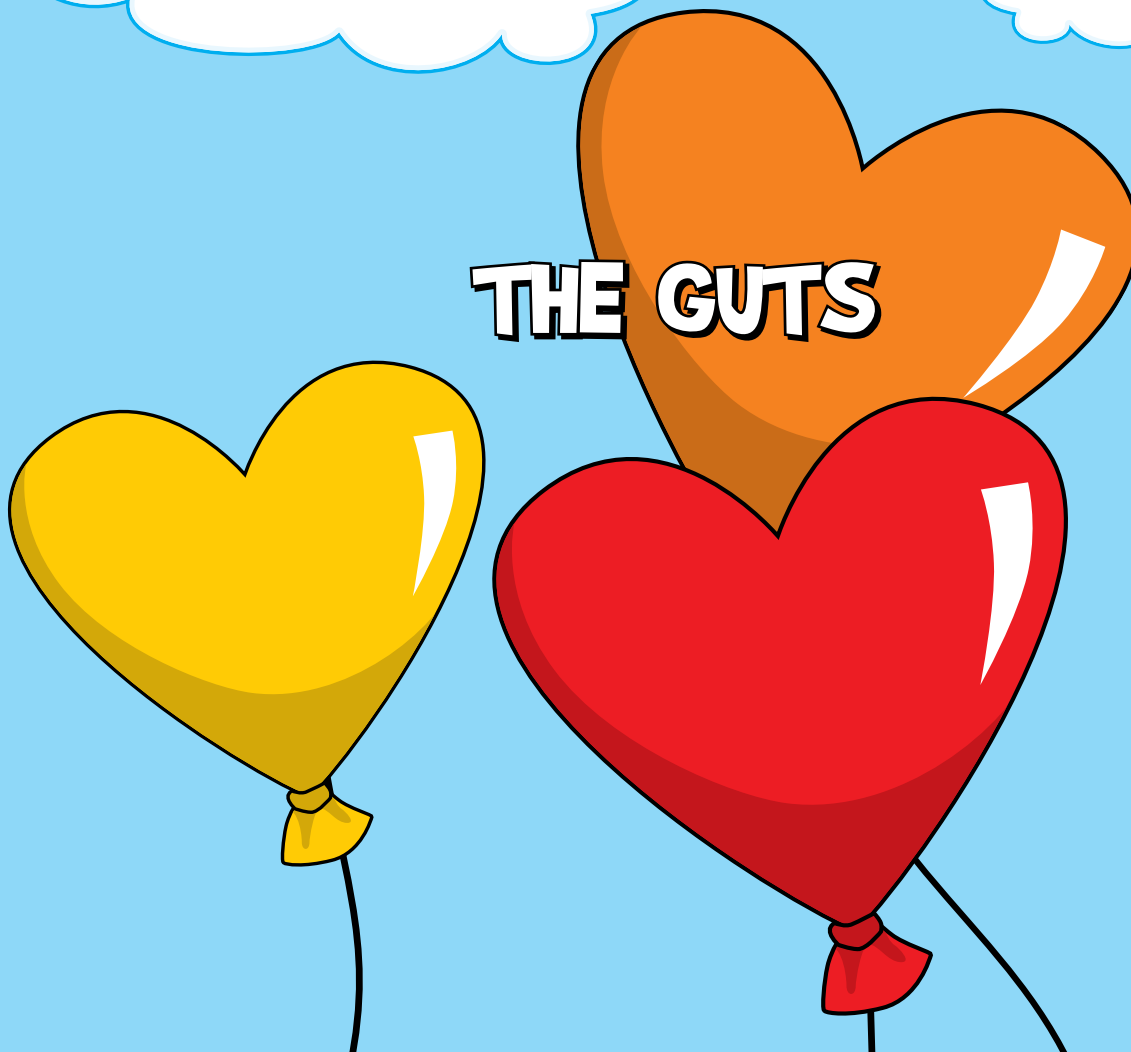
A new twist to an old favorite. **Personalized conversation hearts!** Now your words can be the “conversation” of these custom candy hearts. These personalized conversation hearts are great for recruiting or appreciating volunteers!

Usually you can have about three lines with six letters each. See below for some fun ideas to get your creative juices flowing. Use the internet to find a company that delivers to your area.

1. I love kids
2. Serve today
3. Kids need you
4. Thank you
5. Love God
6. Jesus is love
7. Give to Jesus
8. Live for Jesus
9. Show kids Jesus
10. Make kids smile
11. Specific name of volunteers
12. Ministry name

# Bible Sweethearts

## THE GUTS



Inside the next 30-plus pages you will find a five-week complete large group/small group curriculum. This curriculum fits any size group and is very flexible and original. Every week, there will be a series of segments that make up this exciting new curriculum. The sessions are typically in no particular order. **Below you will find the general information needed to implement all of the following sessions.** Use the following "Director's Notes" as the reference guide for all the individual sessions. The individual sessions are designed with simplicity in mind. This is where you will find the overall philosophy, directions and various ideas associated with each segment and lesson.

# Breakin it DOWN

## The Sessions

Session & Theme	Bible Sweethearts Leader Topic	Bible Topic	Focus	Life Point	Scripture
<b>1</b> Commitment	ADAM AND EVE	Story of Adam and Eve Genesis 2-3	There are consequences for sin	Obey God	Genesis 3:23 [NLT] "So the Lord God banished them from the Garden of Eden..."
<b>2</b> Honor	RUTH AND BOAZ	Story of Ruth and Boaz Ruth 2-4	A good reputation, founded on God-centered character, is of great value	Choose to have good character	Proverbs 22:1 [NLT] "Choose a good reputation over riches; being held in esteem is better than silver or gold."
<b>3</b> Faith	ABRAHAM AND SARAH	Story of Abraham and Sarah Genesis 15-21	God keeps His promises	Trust God to keep His promises	Genesis 21:1 [NLT] "The Lord kept his word and did for Sarah exactly what he had promised."
<b>4</b> Trust	ISAAC AND REBEKAH	Story of Isaac and Rebekah Genesis 24	We can learn to trust Jesus by trusting our parents when they make decisions for us	Obey your parents	Genesis 24:4 [NLT] "...find a wife there for my son Isaac."
<b>5</b> Love	LOVE	God's most important commandments are to love Him with all our heart and to love others	Through our actions we can show our love for God and for others	Love the Lord with all your heart	Mark 12:30 [NLT] "...Love the Lord your God with all your heart, all your soul, all your mind, and all your strength"

How long should each segment last?

<b>Before Service Begins</b>	5 minutes
<b>Worship &amp; Prayer</b>	15 minutes
<b>Ice Breaker</b>	5-10 minutes
<b>Large Group Growth Time</b>	20-25 minutes
<b>Small Group Growth Time</b>	15-20 minutes
<b>Large Group Game</b>	5-10 minutes
<b>Prayer</b>	5 minutes

# Bible Sweethearts

## Director's Notes

### GET EVERYONE ON BOARD

This is the time to get everyone on board with the details and direction of the session. It is so helpful when all the volunteers, teachers, leaders, etc., are on the same page when the service gets going. This curriculum is energetic and full of fun, quick transitions, so the more informed the team, the smoother it will go. The curriculum is broken into segments so it is easier to switch leaders quickly. Allowing different voices and different leaders to do special things always makes things more interesting for the kids. Leaders can be assigned to lead different segments of this series. This allows more leadership opportunities and more slots for people to teach and serve.

If your ministry has technical support, this is the time to go over the songs for worship, as well as other fun music or videos. Fun, upbeat songs or cartoon and movie soundtracks are great additions to the transitions as well as the segments themselves. Movies or TV shows can be played in the background for effect as well. Look for age-appropriate comedies, cartoons or reality TV that will complement the session's theme.

This is also the time to hand out to the leaders the answer keys needed to implement the Small Group Growth Time. They will use the answer keys to help kids deepen their learning through their small-group experience. This is a great time to pray for the session, the kids and the leaders. It is also the time to hand out any supplies and other materials needed to set up the various areas and make the session/lesson/message a success.

### SET UP

Volunteers set up in their areas. Use the Make it Kidtastic suggestions to help reinvent the environment to a kid-friendly, fan-tastic area. Leaders should already have been given the supplies they need during the Get Everyone on Board segment. Allow them time to get their areas set up and ready to receive the children.

### BEFORE SERVICE BEGINS

After children are checked in and seated in their seats, kids will all be given a little something. Feel free to give the items listed in the curriculum or choose items of your own. This point in time is when it is appropriate to get kids excited about the theme and topic. This is a great time to introduce and /or remind them what the session's theme is and to make them feel welcome and comfortable in your environment. Use a black permanent marker or different colored markers to write your nugget on the item that you're handing out. If you don't have enough volunteers to write the verse yourself, then allow the kids to write it for themselves when they enter the session.

### OPENING INTRODUCTION

Take this time to say hello to the audience and welcome newcomers. This is also the segment where a small introduction on the day's theme and lesson is accomplished. You want the kids to be excited and full of anticipation on what is coming next. Depending on the size of the group you have, this can be done with one leader, with multiple leaders or all with the leaders you have. If you are doing church in classrooms, then one teacher/leader can do the introductions, and if you are in a very large group, then a few people can come up on stage and do a

shout-out of praise and welcome all the kids. With all the segments, the goal is to get a great response from the kids and the message -- not the way in which it's done. Be creative and use your team to pull off action-packed, fun introductions. An option is to introduce the leaders by name and, if you are operating with small number of kids, to actually introduce the kids as well.

**The main thing here is to really raise the energy level, enthusiasm and attention level of the kids.** The leader of this segment needs to be very outgoing and infectious. This segment is short but will set the mood of the session.

## WORSHIP AND PRAYER

As kids are seated for their Large Group Growth Time, invite them to participate in corporate worship. Ask them to stand, raise their hands and lift their hearts to God. Plug in your own worship segment here. Sing, praise and rock the house for God.

**Excerpt taken from a past CurriculumZine ...**

**What do you recommend and what ideas can you share to enrich our children's worship experience at our church?** *"I have a lot of passion for worship. If you have seen me speak or have read any of my articles, you would probably see the thread of this passion throughout much of my teaching. I believe the main thing to remember is kids can worship. Traveling the country and observing many other children's churches engaged in worship, one thing tended to stand out quite often: I simply saw the kids singing songs, and the leaders standing up front in a very animated way leading the songs. Sure, they are kids, and singing songs to God is praise, but what sometimes gets missed is that **elementary kids can enter into full-fledged worship.** They can bow their heads, close their eyes, raise their hands and be in the presence of the Lord. I have seen it -- I have seen hundreds of children worshipping, truly worshipping! I have watched a 4-year-old child so into worship and so into His presence, it was breathtaking.*

*Kids like to sing songs their parents are singing. I believe songs like "Father Abraham" are more for preschool-age children than elementary-age children. I would suggest going to your local Christian bookstore and finding out what is playing on the radio. What CD is in your player? Find some great CDs with upbeat, loud, fun music and let the kids really get into it. As the adults are leading worship, encourage them to **worship along with the kids** -- not pretend to. I have seen a lot of leaders participating in worship, but not themselves worshipping. Buy songs your leaders will want to worship to, then when the music starts playing, your kids can observe leaders who are authentic and moved by the Spirit, because that is what is going to take your worship to the next level. **Kids will emulate them.** Worship is experiential, and it is our job as leaders to help kids experience Christ, not merely create a fun time of song singing and hand motions. Let them enter in." [Children's Pastor Tracy Carpenter, Ph.D.]*

## ICEBREAKER

This segment is a short skit designed to introduce the theme and the session's topic. This is the segment to go all-out. A big thing you want to accomplish in this segment is to introduce an interesting point that needs a conversation. The idea is to break the ice with difficult subjects that the kids may find difficult to discuss. Sometimes the icebreaker will evoke emotion, other times it will be humorous. This time is simply designed to introduce what is coming up from a child's perspective. The goal is to keep kids guessing and keep challenging them to go deeper in their understanding of their culture and their understanding of God.

## LARGE GROUP GROWTH TIME

The Large Group Growth Time is where the kids will get the opportunity to see the big picture of what is really going on around them. In the various CurriculumZines, kids can learn about grief, gossip, school antics, marriage, nutrition, even sports and the meaning of different holidays. **The Large Group Growth Time is designed to help them to grow in their awareness and knowledge of topics and issues they not only face daily, but are being forced to respond to minute by minute.**

**This segment will typically expose them to words they have never heard before, and at the same time hit a nerve with some of the information they have been hearing or seeing and situations they may be exposed to in their everyday lives.** Sometimes the kids have not yet been exposed to something we are talking about, and this is great because they get to learn the Biblical worldview and they get to learn a fresh perspective to not only apply to their own lives but share with their friends as well.

This is the time to open the conversation. Some of the series will be a bit different than, say, a series like "Trick or Treat." Instead of talking about tough issues like witchcraft and demons and other sometimes "scary" subjects [but

nonetheless very important subjects for kids to get truthful information about], we may use this time to sometimes nudge the kids' funny bones and bring out all kinds of fun, interesting facts about the theme and topic on the table. [We can't always teach everything about divorce, the disciples, the occult or even the Internet in an hour on Sunday, but we can sure open the conversations and let kids know we are willing to talk about whatever they are facing and we are ready to stand up for what is right and encourage them to do the same.]

Choose questions here that best suit your population of kids. Some churches may have younger kids and some older in their elementary group, so go as deep as you feel you can. Use the time to *introduce* the various topics and, if needed, explain what is "Fact" and what is "Fiction." During Fact or Fiction, kids will be voting. There are a few ways to present the questions and allow kids to vote.

One way is to allow one *kid/one vote*: A representative is chosen for each team, and the kids can scream or meet quietly to discuss their answer, and then tell it to their representative, who will essentially cast the vote.

Another way is to allow all kids to *vote corporately*: Take a consensus for each team, and ...one vote per team can be tallied for each correct answer.

The last way is to call on *individual kids* to answer the Fact or Fiction questions and allow them to individually cast their votes.

Prizes can be given as a group at the end of Fact or Fiction, or leaders can allow kids to come forward as they answer questions correctly and choose or receive small prizes or the leader can hand out small prizes as it progresses. There is a **Prize Guide** included in the curriculum with lots of suggestions for prizes and different ways to give them away.

Following the Fact or Fiction segment, kids will learn the true meaning of the Bible verse and how God intended them to understand it. Through a short segment called **Phrase by Phrase**, the leader/teacher will break down the verse by explaining it in bite-size chunks. This will help kids understand the meaning of some of God's most powerful passages.

After they have learned the meaning of the verse, they will compete in a contest. Both teams will have the opportunity to memorize the Bible verse/point and compete to see which team is really paying the most attention to the phrases of God's Word. The winner may receive a prize [See Prize Guide].

### Fact or Fiction

Through a series of RELEVANT statements, kids will discover interesting facts about the culture they are living in and the theme and topic of the session. These questions can be presented in an assortment of ways. The leader may choose to read each question aloud, use a PowerPoint or refer to poster-size boards. They can ask volunteers to read the questions or even hold the board. *The more the kids are involved in the process, the more they will take ownership of the message.* So feel free to involve the children as often as possible. During this segment kids will be asked to contemplate if what they are hearing is Fact or Fiction. The leader can reiterate the correct answer in a fun affirming voice and congratulate kids as choose the right answer.

The first step to helping kids gain passion about relevant issues is to help them gain understanding into the many diverse issues existing today. To do this, we want to raise awareness within them. Kids are exposed to a mixture of information on a variety of subjects. Some issues they may have a broad knowledge of -- for example, the facts about video games, sports or television shows. On other subjects, such as the Internet, crime, divorce or even navigating their Bible, their knowledge may be much more limited. Kids today have no way of knowing how many pounds of waste are piling up at the dump or how many kids their age have diabetes or other illnesses. **We want to raise kids up in Christ, kids that will change the world around them. This segment is designed to offer them a fresh perspective into the worldview while at the same time teaching them valid perspectives into the theme and topic of the session.**

**The segment should be light and move fairly quickly.** Through the various CurriculumZines, kids can have fun discovering all kinds of interesting facts about the Bible and different issues they are dealing with in their everyday lives: bullies, family pressures, computers, peers, sibling rivalry, video games, health, death, fear and many more...

### Phrase by Phrase

The Phrase by Phrase segment is used to break down verses. Some verses are simple, and others are more difficult. The first thing is to define the words in the verse. In a verse like John 3:16 [NIV], where it says, "For God so loved the world, that He gave His one and only Son, that whoever believes in Him shall not perish but have

eternal life." It is important to stay true to Scripture, and sometimes it is very valuable to just plain break down the words. Kids need to know what words like "perish" and "eternal" mean. Even words like "heaven," "rage" and "covet" may need to be explained simply and quickly, before kids can actually learn a verse's meaning and then learn God's perspective in writing it.

### What do you think?

This is part of the Phrase by Phrase segment and is used to open up the leader's insight into what the kids think they are hearing. This is the segment where it is very important to listen carefully to what the kids are thinking and saying, and then **dig into the verse** a little with them. For example, loving your neighbor could mean baking a cake for them, or it could mean praying for them. Even the simplest verses mean many things to kids. How about "your body is a temple" or "don't rush to anger"? It is essential to flush out all the various ideas of what a verse *could* mean or *does* mean to **them**. Even ideas kids have gotten from school or other Bible lessons are important to pay attention to. They may be right on, a little off or have no idea. **Listen to what they think the verse is saying. Sometimes the verse is literally saying one thing and means something else figuratively. This is just a simple way to help kids understand the complexity of God's Word.**

### What does God think?

Through an interactive Q and A, kids will learn God's perspective on the verse at hand, the theme at play and the worldview on the table. This segment is designed to offer kids a **Biblical** worldview. **They will be challenged to think deeper, live differently and love God with all they have.**

These questions can be presented in an assortment of ways. The leader may choose to read each question aloud, use a PowerPoint or refer to poster-size boards. They can ask volunteers to read the questions or even hold the board. The more the kids are involved in the process, the more they will take ownership of the message. So feel free to involve the children as often as possible.

Prizes can be given as a group at the end of Phrase by Phrase, or leaders can allow kids to come forward as they answer questions correctly and choose or receive small prizes. Another idea is to have the leader hand out small prizes as the questions progress. There is a **Prize Guide** included in the curriculum with lots of suggestions for prizes and different ways to give them away.

Spend time reiterating correct responses to the questions and ample time affirming kids who participate.

### Build the Verse

Kids will be seated in two teams. There will be two leaders, one representing each team. Both leaders will face their group and have a stack of large boards with the verse written on them propped up in front of them.

The verse will be split into two sets of boards, one word per board. For example, each team leader will have every other word of the verse in sequential order. So for Romans 12:2 [NLT], "Do not copy the behavior and customs of this world, but let God transform you ..." one team would see the board with the word "**Do**" on it and the opposing team would see the word "**not**," then the word "**copy**," then "**the**," back and forth.

When the kids see the word, they must shout it out. The leaders are responsible for revealing the words in sequential order to build the verse. The leaders will take turns allowing one board at a time to fall forward only after the word has been said correctly. As the kids take turns reading the word they see, they will be consequently building, learning and memorizing the verse. As the kids begin to get the concept, the leaders can allow the boards to fall quicker and quicker, making building the verse a little more challenging with each session.

**There are essentially four rounds to this verse segment.** The first round is where both teams see all the boards and take turns saying the words out loud until the verse is completed. (This may take a couple of times ...)

**The second** round is where one team leaves their boards face down and the other team sees their boards and reads them aloud. With the help of the other team saying every other word, the team with no boards showing will then try to complete the missing words, without seeing them, as the boards are falling.

**Round three** is where the opposing team then must try to complete the verse from memory with only the help of the other team using their boards for every other word of the verse, until it is completed.

**Round four** is where both teams are unable to see any boards. All boards are facing the floor, and the kids must try to go back and forth, alternating word for word, saying the verse from memory until it is completed. It is valuable for the leaders to know the verse and help the kids through it. It is also helpful to count the kids off so everyone starts at the same time. The team that comes closest to saying the verse accurately and loudly from

memory wins a prize. [See Prize Guide]

Encourage kids to work together to build the verse. When they have accomplished the building of the verse, congratulate them on their great teamwork.

Allow a couple of practice rounds in the beginning, until the kids get the hang of it. It is helpful to have a leader standing in front of **each** team and instructing, pointing and helping the kids follow along.

### SMALL GROUP GROWTH TIME

This is the Small Group Growth Time segment. This can be done in a classroom setting or a children's church setting using a variety of ratios. In the classroom, a 1:1 or a 2:1 ratio of kids to adults can be used, where in the large group a 10 :1 or even a 25:1 ratio can be used. **This is the time to take children at different ages, different stages and different phases to different places.** Allow them to share, learn and take the next step toward their relationship with Christ.

The Small Group Growth Time is the place for kids to be nurtured in a safe environment, a place where they feel encouraged to share without judgment. When we are talking about issues within our culture, kids will respond when we let them. Some issues like divorce, death, Internet predators and the occult may be more difficult, where topics like prayer, kids' health and marriage may be a little easier. Either way, they will be confronted with the message of the day and be inspired to take that message and apply it to their lives, right where they are.

Kids will receive a *sheet* every week. Leaders will receive answer keys to the coordinating sheets. The kids will complete their *sheets* on their own, then as a small group they will go over the *sheets* and then have a brief discussion about the subject matter. The *sheets* contain five questions about the Fact or Fiction segment, a couple of review questions about the Bible verse, some powerful life applications and a few discussion questions.

Kids will be encouraged to take their *sheets* home after they have been discussed, to share with their families what they are learning about.

**The Small Group Growth Time is also time that can be used to bring the choice of crafts and snacks into the curriculum.** There is also an opportunity during the last session for kids to participate in multiple hands-on craft projects. The best thing is to create a balance of curriculum and variety for the kids. For example, one week during Small Group Growth Time kids can be given a fun snack to eat while they are completing their *sheets*, and the next week maybe only the leaders discuss the discussion questions and have the kids do a craft and take their *sheets* home. **Do what complements your population of kids.** Another idea is to save all the crafts for the last session and give snacks every week. This is your curriculum, and the flexibility is built in purposely so you are able to assess the need and mood of your congregation of children and respond accordingly.


#### Examples:

**#1 Choose to add a craft to the Small Group Growth Time.** As a small group, do the craft together before passing out the handout. If choosing to add a craft to the small group, choose a craft from the Craft Guide. If you choose to do a craft, you may send the *sheets* home with the kids.

**#2 Choose to add a snack to the Small Group Growth Time.** Pass out a small snack before kids are given their handouts and allow them to eat their snack while they are filling out their *sheets*. If choosing to add a snack to the small group, choose a snack from the Snack Guide.

Prizes can be given as a group during the **Small Group Growth Time** segment or leaders can allow kids to come forward as they answer questions correctly and choose or receive small prizes. Another idea is to have the leader hand out small prizes as the discussion questions progress. There is a **Prize Guide** included in the curriculum with lots of suggestions for prizes and different ways to give them away.

#### Prayer



Take prayer requests, then emphasize to the kids how great God is. Reiterate the awesomeness of God. Share with them that God loves them. Ask the kids in your group if any of them do not know Christ and take this opportunity to ask them to invite Christ into their heart and life. Remind them that God cares about every little or big thing they are dealing with. Encourage them to read their Bibles and pray daily.

### LARGE GROUP GAME ACTIVITY

After kids are back in their large groups, they will play a *high-energy* game to enhance the lesson, message and theme. Kids from each team will be chosen to represent their team. Kids love healthy competition, and this segment is designed to get them up, get them screaming and get them interacting and engaged in hands-on activity. This segment will give kids a chance to be kids while enjoying their friends and getting to know their leaders. There have been many studies on how to build relationships with our kids. Many studies have found that playing games is one way for kids to build quality relationships. There is something to be said for playing with them. Please do not underestimate this time. It may be the most valuable segment you have, because if we really want a chance at ministering to the kids that attend our services, we must build relationships with them.

A bell or a whistle will be used for this segment.

### WRAP UP

This is a quick segment designed to reiterate the key to unlocking the message, theme and verse. It is designed to give a nice snapshot of the Biblical worldview and encourage the kids to apply what they have learned.

### PRAYER

This is the closing prayer time. This is a great time to allow God to move among the kids and **allow the kids to pray aloud**. It is fun to have a few kids to come forward and allow them to pray as well. Pray slowly and **always allow kids to follow along and repeat after the person praying** so they may internalize the prayer and learn to pray aloud.


### HANDOUTS

Every session there will be handouts for the kids and parents to take home with them. There are two types of handouts. The first one is the "411 at the door" -- **this is for parents**. This gives parents a breakneck-speed look at what their kids are learning. The other handout is a one-page activity. Kids will have word scrambles and word searches and various activity sheets. These activity sheets are designed to be FUN because kids have homework all week. They will be also taking home their Small Group Growth Time sheets, where they have circled different life applications they have committed to for the upcoming week. One option is to ask kids to bring back their Small Group Growth Time sheets completed the following week with parent signatures and notes regarding their progress on their life applications on the back, at which time they will receive encouragement, recognition or, if possible, a small prize. [See Prize Guide]

### GIVING (Offering)


Offering can be done at any time during the service. It might be fun to use miscellaneous office equipment/decor such as a pencil cups, file baskets, file folder or globe as an offering holder. Other ideas such as bright colored buckets or even a mailbox [write the "inbox" on it] would be fun.

*This curriculum, all verses and Scripture references are taken from the NIV translation.*



# Bible Sweethearts

## Session 1



**Theme:** Commitment

**“Bible Sweethearts” Topic:** Adam and Eve

**Bible Topic:** Story of Adam and Eve [Genesis 2-3]

**Focus:** There are consequences for sin

**Life Point:** Obey God

**Scripture:** Genesis 3:23 [NLT] “So the Lord God banished them from the Garden of Eden...”

## GET EVERYONE ON BOARD

All volunteers gather to get assignments and general information, and to pray.

## SET UP

Volunteers set up in their areas.

## BEFORE SERVICE BEGINS

Give every child a small trinket with the session's theme and verse written on it. This will help to reiterate the session's theme and verse. This will be a daily reminder of what they have learned at church and inspire them to share it! [See Supply Guide]

## INTRODUCTION

This is an introduction to the lesson. Volunteers welcome the audience and raise the energy level. Volunteers can give out a few prizes. [See Prize Guide]

"Welcome to '**Bible Sweethearts**'! I am going to say '**Bible**' and you are going to say '**Sweethearts**' are you ready? Here we go. Bible [**Sweethearts**] Bible [**Sweethearts**] Bible [**Sweethearts**] Great Job!

"Today we are going to be learning all about the story of Adam and Eve. Adam and Eve had disobeyed God and were thrown out of the Garden of Eden. We are also going to talk about the importance of commitment to God and to one another and also learn there are consequences for our sins. When we start to understand God's will for our life, we are truly able to serve Him better. Today is going to be so fun. Are you ready to get started?"

"OK, now ... let's worship!"

Optional prizes: [See Prize Guide]

## WORSHIP AND PRAYER

As kids are seated in their large group, invite them to participate in corporate worship. Ask them to stand, raise their hands and lift their hearts to God. Plug in your own worship segment here. Sing, praise and lift your hands to God.

## ICE BREAKER

Skit:

This will be a short skit about a little boy asking his big brother about Adam and Eve.

**Henry:** [On stage reading the Bible] "Hey Billy, I'm reading this story about Adam and Eve... do you know what happened to them in the Garden of e.....ee.....eddd....."

**Billy:** "Duh! They were in the Garden of Eden. [Billy laughs] Adam and Eve disobeyed God when they ate the apple from the Tree of the Knowledge of Good and Evil."

**Henry:** "Whoa! What happened to them when they ate the apple?"

**Billy:** "Seriously Henry? You don't know? God banished them from the Garden."

[They walk away and Billy rubs the top of Henry's head and nudges his shoulder.]

**Leader:** "Wow! How many of you feel like Henry and are confused about the story of Adam and Eve? Well today we were going to be learning all about how Adam and Eve disobeyed God! Are you ready to get started?"  
[Transition to new leader ...]

## LARGE GROUP GROWTH

### Fact or Fiction

Through a series of RELEVANT statements, kids will discover interesting facts about the culture they are living in.

**Leader:**

"It is time for Fact or Fiction! OK, we are going to play a game. It is called Fact or Fiction, and it is kind of like true or false. Fact is true and Fiction is false. I am going to make a statement and you are going to tell me if you think it is "Fact" or "Fiction." Some of the answers you may know, and others you may not. That's OK! Are you ready?"

**Fact or Fiction:**

Choose 10 to 15 statements depending on the age and readiness of your kids, as well as the time allotted for this segment. This segment is designed to be fun. This is a fast-moving, high-energy segment. When kids answer correctly, reiterate the "Fact" or "Fiction" in question. [See "Directors Notes"]

Adam was married to Eve. **[Fact]**

Adam and Eve were Cain and Abel's parents. **[Fact]**

Jesus was married to Eve. **[Fiction]**

Adam and Eve ate from the Tree of Knowledge of Good and Evil. **[Fact]**

Eve's husband was Peter. **[Fiction]**

Adam and Eve had a lot of kids. **[Fact]**

Adam and Eve were the first man and woman on earth. **[Fact]**

Adam and Eve were banned from The Garden of Eden by God. **[Fact]**

Adam and Eve went to Disneyland for their honeymoon. **[Fiction]**

Miley Cyrus was Eve's bridesmaid. **[Fiction]**

**Phrase by Phrase**

What does each word of the verse mean? [Defining the verse word by word, phrase by phrase]

**Leader:**

Genesis 3:23 [NLT] "So the Lord God banished them from the Garden of Eden..."

"OK, this verse was taken from the story of Adam and Eve and after Eve ate the forbidden apple God sent them out of the Garden forever..."

"Let's go through the whole story of ADAM and EVE...Are you ready?"

"On the sixth day, God made all of the animals. Then from the dust, God made a person. God named him **Adam**. God planted a beautiful garden in a place called Eden for **Adam**. **Adam** loved his new home. God decided that **Adam** should not be alone in the garden, so He created a woman for him and **Adam** named her **Eve**. **Adam** and **Eve** loved each other and together they took care of God's garden.

"Many trees grew in the garden and God told them they could eat from every tree except the Tree of the Knowledge of Good and Evil. One day **Eve** was in the garden near the tree God told her not to eat from. There was a sneaky snake who was really Satan, and he said to her "Did God really tell you not to eat from the tree?" The snake wanted **Eve** to disobey God and told her if she ate it she would be just like God and know the difference between good and evil. The fruit looked yummy. **Eve** remembered what God said, but choose to eat the fruit anyway. She took it to **Adam** and offered him some. He took a bite too.

"**Adam** and **Eve** heard God walking in the garden and hid in the trees because they were afraid. God asked them "What have you done? **Did you eat from the tree I told you not to?**" **Adam** told God **Eve** gave it to him. **Eve** told God that the snake tricked her. God was sad that **Adam** and **Eve** had disobeyed Him. He told them they could no longer live in the beautiful garden.

"Good, now you're getting it! "

**What do you think?****Leader:**

"What does the verse mean to you?" [Have kids tell what they think the verse is saying.]

**What does God think?****Leader:**

"What does God mean by the verse?"


"OK, because they chose to disobey God and eat from the Tree of the Knowledge of Good and Evil they had to suffer the consequence of their sin and would never be allowed in the garden ever again. We see from their story

there are consequences for sin. We can all learn from Adam and Eve how important it is to obey God no matter what!"

Through an interactive Q and A, kids will learn God's perspective on the verse at hand, the theme at play and the worldview on the table.

**Q and A**

1. God wants us to know?
  - a. There are no consequences for sin
  - b. It's okay to sin
  - c. There are consequences for our sin**
  
2. We should?
  - a. Obey God**
  - b. Never obey God
  - c. Follow the ways of the world
  
3. God wants us to?
  - a. Be committed only to our self
  - b. Be committed to Him**
  - c. Never stick to our commitments
  
4. Eve?
  - a. Was tempted by the serpent to eat the apple**
  - b. Was not tempted
  - c. Never ate the apple
  
5. Today's verse is?
  - a. Genesis 23:3 [NLT]
  - b. Genesis 23:3 [NLT]
  - c. Genesis 3:23 [NLT]**
  
6. Adam and Eve were?
  - a. In the Garden of Eden**
  - b. In the Garden of Alabama
  - c. In the Garden of Good and Evil
  
7. God?
  - a. Told Eve only Adam could eat from the forbidden tree
  - b. Told Adam and Eve not to eat from the Tree of the Knowledge of Good and Evil**
  - c. Told Adam only Eve could eat from the forbidden tree
  
8. Adam was?
  - a. The first man created
  - b. Married to Eve
  - c. Both a and b are correct**
  
9. When Adam and Eve ate from the tree, God?
  - a. Banished them from the garden**
  - b. Told them they could stay in the garden only if they were sorry
  - c. Told them they could only come in the garden on Sunday
  
10. God made Eve from?
  - a. Clay
  - b. Sand
  - c. Adam's rib**
  
11. When Adam and Eve sinned in the garden they?
  - a. Hid from God and were afraid**
  - b. Went to the supermarket
  - c. Were not ashamed



12. Satan came in the form of a serpent to?  
 a. **Tempt Eve**  
 b. Take Eve on a date  
 c. Make things better in the garden
13. Satan is?  
 a. Not our enemy  
 b. **Our enemy and will do anything to get us to follow him**  
 c. Our friend
14. When we sin we?  
 a. **Disobey God**  
 b. Obey God  
 c. Are never forgiven
15. Adam and Eve had?  
 a. Only one daughter  
 b. No children  
 c. **More than one child**

### Build the Verse

[Falling Boards]

Bible Verse: 3:23 [NLT] "So the Lord God banished them from the Garden of Eden..."

## SMALL GROUP GROWTH TIME

Leaders will pass out the student "Small Group" Sheets. The kids will complete their "Small Group Sheets" on their own, then as a small group they will go over the Sheets together and have a brief time of discussion about the subject matter. Below is the key for this session's "Small Group Sheets".

### Key

#### 5 Fact or Fiction Statements

Jesus was married to Eve. **[Fiction]**

Adam and Eve ate from the Tree of Knowledge of Good and Evil. **[Fact]**

Eve's husband was Peter. **[Fiction]**

Adam and Eve had a lot of kids. **[Fact]**

Adam and Eve were the first man and woman on earth. **[Fact]**

#### 2 Verse Questions

God let Adam and Eve stay in the garden? **[False]**

God banished Adam and Eve from the garden? **[True]**

#### 5 Life Applications

**Circle five things you can do this week to honor God with your actions.**

Pray for forgiveness from our sins

Pick a time in the day to read the Bible every day

Memorize this week's scripture

Look up the story of Adam and Eve in Genesis Chapter 2 and 3 and read it

Share with a friend what you learned at church this week

Keep a journal of all your prayers

Pray for someone who is struggling with sin

Look up some of the Scriptures that have to do with forgiveness

Ask a pastor at church to pray with you

Talk to your parents about what the consequences might be if and when you do something wrong

### 3 Discussion Questions

Everyone sins sometimes. Name a time when you did something wrong and had to suffer the consequence. How did it make you feel?

Make a list of ways you can obey God?

What was the consequence of Adam and Eves sin in the garden?

Go over the "Sheet" [using the key] and discuss out loud the 3 discussion questions.

#### Leader:

"God wants us to know how much He loves us and wants us to follow His ways. We must remember God hates sin and He choose to punish Adam and Eve for their sin. Thankfully when we disobey, God is willing to forgive us if we ask Him. When we chose to obey Him we are able to serve Him better!"

#### Prizes

Call on individual kids to answer questions while going over the "Small Group Sheets". Prizes can be given individually for correct answers. [See Prize Guide]

#### Prayer

Take prayer requests and then emphasize to the kids how important our relationship with God is and how important the Bible is to every Christian. The Bible is God's story, His plan, His Words and a great way to learn more about Him! Reiterate the awesomeness of God and how important it is for them to remember that they can rely on God and the Bible, no matter what! Ask the kids in your group if any of them do not know Christ and take this opportunity to ask them to invite Christ into their heart and life. Remind them that God cares about every little or big thing they are dealing with. Encourage them to pray!

*Proceed back to large group.*

## LARGE GROUP GAME/ACTIVITY

### Love Connection

There will be two teams with five kids on each team. Kids will compete to see which team can successfully pass paper hearts to the front of the room and spell out this week's Bible Sweethearts.

Each team will choose five children to participate in the game/activity. One child will be the **sorter**, three children will be the **passers**, and one child to be the **placer**.

One table per team will be used for this activity. The tables will be placed in the back of the room with the **sorter**. On each table there will be one bucket filled with candy conversation hearts. Inside each bucket place **10** pre-cut construction paper hearts with one letter from the session's "Bible Sweethearts" topic. For example the first heart will have the letter **A** written on it the second letter will have the letter **D** written on it...and so on until you have enough letters to spell out **Adam** and **Eve**. Laminate the hearts for more durability, and place a small piece of Velcro on the back so the placer can stick them on a felt board. Make sure the paper hearts are hidden through-out the candy hearts to make the challenge more difficult.

The **placer** will be placed in the front of the room with an easel with a felt board placed on it, and the **passers** will be placed in the middle of the room throughout the audience. Once all team members are in place, the leader will then blow the whistle and the teams will begin the game. The **sorter** will dig through the bucket of candy hearts to find the paper hearts. Once the **sorter** finds a heart they will pass it to the first **passer** who will then pass it forward until it reaches the **placer** in the front of the room. The **placer** will then place the heart on the felt board and arrange them in the correct order to spell out the name of this week's "Bible sweethearts." Once a team feels they have completed the task correctly, they will signal the leader. The leader will blow the whistle to let the other team know that time is up.

The leader will check to see that all the paper hearts are placed in the in the right order and spelt correctly. If there are any hearts out of order, the leader will blow the whistle and the game will continue until one team has successfully completed the task. The team that completes the task first will win the prize.

**THIS WEEK'S BIBLE SWEETHEARTS**

Adam and Eve

[See Prize Guide]

**WRAP UP****Leader:**

"The key to unlocking today's lesson is to remember there are consequences for when we make bad choices. Just like Adam and Eve were banished from the garden when they ate from the tree that God told them not to eat from. God knows the truth and holds each of us responsible for our actions. Fortunately, we have such a loving God who loves us and forgives us when we do something wrong. He loves it when we are eager to learn more about Him and when we follow His ways every day!

"Let's pray ..."

**PRAYER****Leader:**


"God, help us to remember what we have learned this week and apply it to our everyday lives. Thank you for your Word all you have given us and continue to guide us towards making Godly choices every day!"

**HANDOUTS**

411 at door

Activity Sheet

[Kids will take home their "Small Group Sheets"]



# Small Groups

## 5 Fact or Fiction Statements [Please answer Fact or Fiction]

Jesus was married to Eve. \_\_\_\_\_  
 Adam and Eve ate from the Tree of Knowledge of Good and Evil. \_\_\_\_\_  
 Eve's husband was Peter. \_\_\_\_\_  
 Adam and Eve had a lot of kids. \_\_\_\_\_  
 Adam and Eve were the first man and woman on earth. \_\_\_\_\_

## 2 Bible Verse Questions [True or False]

God let Adam and Eve stay in the garden? \_\_\_\_\_  
 God banished Adam and Eve from the garden? \_\_\_\_\_

## 5 Life Applications

**Circle five things you can do this week to honor God with your actions.**

- Pray for forgiveness from our sins
- Pick a time in the day to read the Bible every day
- Memorize this week's scripture
- Look up the story of Adam and Eve in Genesis Chapter 2 and 3 and read it
- Share with a friend what you learned at church this week
- Keep a journal of all your prayers
- Pray for someone who is struggling with sin
- Look up some of the Scriptures that have to do with forgiveness
- Ask a pastor at church to pray with you
- Talk to your parents about what the consequences might be if and when you do something wrong

## 3 Discussion Questions [Write your answers below]

Everyone sins sometimes. Name a time when you did something wrong and had to suffer the consequence. How did it make you feel?


Make a list of ways you can obey God?

What was the consequence of Adam and Eves sin in the garden?

# Word Search

## Directions

LOCATE THE WORD POOL WORDS IN THE WORD SEARCH



## Word Pool:

ADAM

EVE

APPLE

GARDEN

GOD

SNAKE

DISOBEDIENT

EDEN

KNOWLEDGE


TREE

GOOD

EVIL

# Bible Sweethearts

## Today's 411



**Theme:** Commitment

**"Bible Sweethearts" Topic:** Adam and Eve

**Bible Topic:** Story of Adam and Eve [Genesis 2-3]

**Focus:** There are consequences for sin

**Life Point:** Obey God

**Scripture:** Genesis 3:23 [NLT] "So the Lord God banished them from the Garden of Eden..."

# Bible Sweethearts

## Craft Guide

### CRAFT GUIDE

Following is a list of crafts designed to give kids hands on experiences associated with this session's theme, topic and lessons. Crafts can be used weekly, bi-weekly, or at the last week as a big craft fair/festival. The crafts vary in degree of difficulty and are simply ideas for you to choose from. Below you will find practical ideas and great crafts for the kids at your church to implement.

### HEART WIND CHIME


Kids will get the chance to make their very own heart wind chime to take home.

#### MATERIALS NEEDED:

Pre-cut red, pink or white string cut into various sizes  
 Large pre-cut construction paper hearts cut into various sizes [pink red and white 10 per child]  
 Pink red and white strips of tissue paper [pre-cut into small squares]  
 Glue  
 Wire or plastic hangers [one per child]  
 Small bells [3 per child]

#### WHAT KIDS WILL DO:

Each child will receive about 10 construction paper hearts cut into various sizes. Allow the kids to rub a small amount of glue on one side of each of their hearts and decorate with the tissue paper hearts. Continue to layer the different colors of tissue paper until the heart is covered. Have kids place their hearts tissue side down on the table in a row spaced about 1-2 inches apart. Place the string in between and glue the construction paper hearts together. Let dry and add bells to the ends if desired and tie the strings to the hanger to create a wind chime.



**View This Page In It's Entirety In KidsWorld's Bible Sweethearts Curriculumzine**

# Bible Sweethearts

## snack guide

Following is a list of fun snacks for the kids to enjoy during the series. Snacks can be used weekly, bi-weekly or during the last week as a snack/craft fair.


### Snacks

- Mini marshmallows
- Cotton candy
- Red gelatin cups
- White chocolate dipped pretzels with valentine sprinkles
- Strawberries
- Pink Snack cakes

### Drinks

- Cranberry juice
- Fruit punch

View This Page In It's  
Entirety In Kidsworld's  
Bible Sweethearts  
Curriculumzine



# Bible Sweethearts

## Prize Guide

Following is a list of ideas. These are just ideas, so feel free to choose many of the items below or use them to get your own creative juices flowing. There really is no wrong prize. **The goal is to get kids interested, excited and talking all week long about the experience they have at your church. Prizes make memories; they are like souvenirs from a great theme park. All our kids have bins or buckets or boxes full of their special stuff ...little things or trinkets they have taken away from great experiences – maybe sweatshirts, stuffed animals or key chains. Prizes can be great reminders to kids of a great experience at your church and a life-changing visit with Christ. Enjoy! I know the kids will.**

Use one to two tables in front of the group for prizes. Decorate the tables using theme-related items [see Make It Kidtastic for ideas]. Use easels with poster boards with fun words that will get kids' attention, such as "fun," "prizes," "toys," "candy" or "games." Then fill the tables with all kinds of different-sized prizes, and as kids answer questions or exemplify Christ-like behavior, the prize table can be used to pretty much say "Good job."

Kids will watch and learn. If leaders call out things like "Michelle, come on up here and pick something off this table. I just noticed you sharing your snack [or giving up your seat or sitting quietly]," then other kids will notice and begin to follow suit. *They will also pay close attention to any question you ask when it may result in them getting to walk up and choose something off that special table.* Also, you do not have to give a prize for every single question asked, you can easily use the table to keep the momentum going and give out prizes as needed or when you feel someone has done an exceptional job answering one of the questions. Another idea is to have two tables. Place larger prizes on one table and place smaller prizes on another table, then allow the leader to direct kids to different tables based on the questions asked.

Also, there can be some fun prizes on the list that can be set on the table and reserved for only the leader to give out. Kids will love to get these fun takeaway goodies. If a leader says, "I have 10 prizes and I am going to give them out to 10 kids this service who I think are doing a fantastic job at paying attention," then kids will feel so proud and excited to be singled out and praised for their behavior. They will also love telling their parents the story when they are undoubtedly asked, "Why do you have this or that in your hand?"

Another option is to buy colorful raffle-style tickets and hand them out as questions are answered, then let the kids redeem the tickets at the prize table after the session. This tends to keep things at a quicker speed and allows a little extra time for kids to browse.

### Ideas for prizes

#### Anything related to love, weddings or Valentine's Day.

- Heart stickers
- Heart shaped cookies
- Butter mints
- Ring shaped candy

**View This Page In It's Entirety In KidsWorld's Bible  
Sweethearts Curriculumzine**

# Bible Sweethearts

## SUPPLY GUIDE

Below is a list of supplies you will be gathering or purchasing to implement this CurriculumZine. The supplies are listed under their correlating segment titles.

### Before Service Begins

#### All Sessions

Various trinkets [See Prize Guide]

### Large Group Game/Activity

#### All Sessions

Whistle *Local School Supply Store*

#### Session 1

20 per-cut laminated construction paper hearts [10 per team] *Local Craft Store*

2 Art easels *Local Craft Store*

2 Small buckets *Local Discount Store*

Bags of conversation hearts [enough to fill 2 small buckets] *Local Discount Store*

2 large felt boards *Local School Supply Store*

Self adhesive Velcro strips *Local Craft Store*

1 Black permanent marker *Local School Supply Store*

#### Session 2

11 per-cut laminated construction paper hearts [10 per team] *Local Craft Store*

2 Art easels *Local Craft Store*

2 Small buckets *Local Discount Store*

Bags of conversation hearts [enough to fill 2 small buckets] *Local Discount Store*

2 large felt boards *Local School Supply Store*

Self adhesive Velcro strips *Local Craft Store*

1 Black permanent marker *Local School Supply Store*



View This Page In It's Entirety In **Kidsworld's Bible Sweethearts Curriculumzine**

Below are flyers to be used for advertising.  
Use the box at the bottom to write your own date, time and place.

# Bible Sweethearts

Kids will learn the value of commitment, honor, faith, trust, and love from some of their favorite Bible Sweethearts!

ADAM + EVE

RUTH + BOAZ

REBEKAH + ISAAC

ABRAHAM + SARAH

Blank white space for writing date, time, and place.

# Bible Sweethearts

Kids will learn the value of commitment, honor, faith, trust, and love from some of their favorite Bible Sweethearts!

ADAM + EVE

RUTH + BOAZ

REBEKAH + ISAAC

ABRAHAM + SARAH

Blank white space for writing date, time, and place.

# Bible Sweethearts

Kids will learn the value of commitment, honor, faith, trust, and love from some of their favorite Bible Sweethearts!

ADAM + EVE

RUTH + BOAZ

REBEKAH + ISAAC

ABRAHAM + SARAH

Blank white space for writing date, time, and place.

# Bible Sweethearts

Kids will learn the value of commitment, honor, faith, trust, and love from some of their favorite Bible Sweethearts!

ADAM + EVE

RUTH + BOAZ

REBEKAH + ISAAC

ABRAHAM + SARAH

Blank white space for writing date, time, and place.

# make it KIDTASTIC!

Reinventing your environment to reflect the theme is a great way to get kids super excited and interested in what is going on. Just like popular stores change their windows and we decorate for the holidays, even school classrooms change the walls to reflect the areas they are studying.

Make the kid's area **kidtastic**...that is... *fantastic* and *kid friendly*. Many churches use big copiers and props to reinvent while others use big screens with fun graphics. Some have classrooms with chalk boards and even some have cork board. There is no wrong way or right way to re-invent. We all know media get's the most attention from the kids. So if you are lucky enough to have big screens and great graphics use them as much as possible. Below you will find a list of many ideas to reinvent your stage or classroom for the current series.

You may have some ideas of your own and we say go for it. You may choose to use a lot of the ideas below or just a few... this is just a list of ideas. We at Kidsworld Studios Inc. are aware that we minister to all sizes of churches with all sizes of budgets, so take what you can from this list and make your area **kidtastic!**

- Jumbo or regular sized pink, red, and white colored balloons filled with air or of helium [fill the stage or front of classroom]
- Using countdown videos add a media element and raise the anticipation level
- Big boards with all kinds of valentine candy glued to them
- Big boards with lots of fun sayings about the themes and lessons
- Bright valentine colored lights [option: red pink and white lighting]
- Prize tables [see prize guide]
- Huge backdrops [ideas: hearts with the names of each sessions couples inside]
- Every volunteer wearing name tags
- Ladder with signs all the way up [signs might say... commitment, honor, faith, trust, and love]
- Wagon/Wheel Barrow with themed toys inside
- Buckets of mini silver wrapped chocolates

**View This Page In It's Entirety In Kidsworld's Bible  
Sweethearts Curriculumzine**

# At YOUR Fingertips

Below is a guide designed to help you to keep current on the trends and culture. This guide is full of various resources we believe will help you to equip kids and not only become better acquainted with the emergent culture, but assist you to direct kids and parents to some great websites, reading, music, Bibles, videos, toys, restaurants or sometimes even search engines. We believe this list will give you a clearer look at the world around the kids we minister to, as it pertains to the theme and topic of this CurriculumZine:

## WEBSITES FOR KIDS

### A Kids Heart

[www.akidsheart.com/holidays/valentine/valgms.htm](http://www.akidsheart.com/holidays/valentine/valgms.htm)

Fun filled games for kids about Valentine's Day and the Bible

### Kids Turn Central

[www.kidsturncentral.com/holidays/valentines.htm](http://www.kidsturncentral.com/holidays/valentines.htm)

Kid's crafts and games that are Valentine focused

## READING

I, Isaac, Take Thee, Rebekah

By: Ravi Zacharias

## READING FOR KIDS

Let's Show God's Love on Valentine's Day

By Holder, Greg

**View This Page In It's Entirety In Kidsworld's Bible  
Sweethearts Curriculumzine**

# Reply All

## Do you have a sample policy for screening volunteers?

Below are some policies I have used over the years. Feel free to **tweak** them and **make them your own**.....

### Screening Personnel

All who serve in our children's ministry will be screened by our application process which includes:

1. Six months attendance or membership at Church [prior to applying to serve]
2. The Children's Ministry Application form
3. Two personal references
4. Background check with law enforcement agency [child abuse registry]
5. Attend the Children's Ministry Orientation
6. Fingerprint check through the Department of Justice
7. Signing the **Agreement To Serve**
8. An apprentice period under an approved children's ministry mentor

If the applicant refuses to complete any of the components of the application process, the application will be denied any access to children, on the part of the applicant, will not be permitted.

If the information received during the application process is deemed questionable by those who review the results, the application will be denied, and access to children will not be permitted. The Executive Pastor or Senior Pastor may be consulted by the Director of Children's Ministry for counsel regarding an application.

We will accept applications from people who are 16 years old and older. People younger than 18 will be considered "teens," and must be teamed with adults in service.

**View This Page In It's Entirety In Kidsworld's Bible  
Sweethearts Curriculumzine**