

WELCOME TO

SCHOOL DAYS

sample

Kidsworld Studios Inc. CurriculumZine Fall Series/Issue 1

TABLE OF CONTENTS

for \$59.95
you get

- 2 **HERE'S THE THING...**
From the Editor
- 3 **ONCE UPON A TIME**
The mission & vision of Kidsworld Studios Inc.
- 4 **AT WORK@KIDSWORLD**
- 5 **SURPRISE SURPRISE**
A thought provoking article exploring the value and relevance of the School Days theme.
- 6 **A DOZEN DONUTS**
Twelve new ways to recruit, train, empower, and appreciate volunteers
- 9 **THE GUTS**
Complete 5-week theme based curriculum
- 10 **BREAKIN IT DOWN** [Bible Points]
- 11 **HERE'S WHATCHA GOTTA DO** [Leader Guide]
- 17 **THE 5 SESSIONS**
Roll Call [Get Everyone On Board]
Classroom [Set Up]
Good Morning [Before Service Begins]
Pledge of Allegiance [Introduction]
Lunch [Worship and Prayer]
Drama [Ice Breaker]
Write on the Chalkboard [Large Group Growth Time]
 Fact or Fiction
 Phrase by Phrase
 Build the Verse
Library [Small Group Growth Time]
Recess [Large Group Game]
Pack up Your Books [Wrap Up]
Get on The Bus [Prayer]
Homework [Hand-outs]
- 52 **GUIDES**
Craft, Snack, Prize & Supply Guide
- 61 **QUIZZES**
- 66 **TODAY'S 411** [Handouts for the Parents]
- 72 **ADVERTISEMENT**
- 74 **MAKE IT KIDTASTIC**
Reinventing your environment to a *kid* friendly ... *fantastic* place ...
- 75 **AT YOUR FINGERTIPS**
Keeping current on the trends and culture through a variety of resources.
- 76 **REPLY ALL**
Frequently asked questions

Check us out at
www.KidsworldStudios.com



Here's The Thing . . .

In the pages of this magazine you will be introduced to an **all new Children's Ministry Curriculum**. This is curriculum I have developed out of my passion to see **millions** of kids develop an intimate and lifelong relationship with Jesus Christ.

I have been a Children's Pastor for many years and I can't even count the times after ordering the big bundle of curriculum, we in actuality threw half of it away. The big can or bag would come in the mail, and then we would all sit down and dissect it. After a couple of hours, we found we had some good material, but **most of the material was not relevant to our ministry**.

Kids today are dealing with divorce, internet issues, death, illness, obesity, drugs, abuse, poverty, anger, bully's, even ADD. The curriculum available tended to retell the stories of the Old Testament over and over again. Focusing on the similar subjects of love, salvation, God's promises, and forgiveness with no mention of real issues kids today are facing. I love the stories of the Old Testament and believe they must be primary and essential in teaching kids about Christ, but I also believe kids need to be ministered to on **their** level, where they are. I think we as pastors need to talk about all the "stuff" kids of today are really dealing with, while using the Bible to give them the truth, perspective, and a great foundation. If we don't begin to teach a balance of worldview, Biblical worldview, Bible, worship, prayer, Old and New Testament, **I believe they could be swallowed up by the enemy having lots of great knowledge of the Bible in their heads and not in their hearts.**

In the various curriculums, there was just so much "other stuff ... too much stuff." We continually found kids curriculum to be very complicated and lacking creativity erring on the side of traditional and honestly a little boring for the kids we were ministering to. What we waded through were too many directions, and not enough simplicity and direct velocity.

So here at Kidsworld Studios Inc. we decided to redefine the standards for children's curriculum by pioneering this all new *interactive CurriculumZine*. **CurriculumZines** are relevant kid-centric curriculums targeted at the emerging culture. Each **CurriculumZine** is creatively centered on theme based lessons and delivered in magazine form. By taking on a single theme each month and integrating it into **every element** of the issue, this curriculum will invite kids, and leaders to immerse themselves in the issues relevant to kid's lives. Leaders are given the tools necessary to capture, entertain, educate, and transform today's kids.

CurriculumZines are committed to talking about *important social issues* kids are dealing with in their daily lives. Thousands of kids are desperately in need of information and a Biblical view on so many relevant issues which are bombarding them daily.


CurriculumZines are committed to celebrating days kids *celebrate*, by designing holiday sensitive "out of the box" curriculum that offers a Biblical view partnered with outrageous, energetic holiday themes and current topics.

CurriculumZines are committed to teaching the cornerstones of the Bible and giving kids a solid foundation by which to start their journey with Christianity and their relationship with Christ.

We as pastors must open our eyes to the culture and world which the kids we minister to live in, it is quite different than the world we as pastors and children's leaders grew up in! **If we are truly going to get involved, make a difference and transform lives, we need to immerse ourselves in their world and show them Christ in ours.**

Immersing,

Supertits



SURPRISE SURPRISE

Why School Days?

Each day hundreds of thousands of kids dread going to school and facing various forms of abuse, who can blame them?

Kids attend school each and every day and so often struggle with various forms of peer pressure, bullying and other temptations brought on by their School Days. With all the focus recently in the news regarding *teenage* gangs and school violence, it may be easy to forget that *the teenage years are not the only times that children may face violent behavior*. In fact, aggressive behavior and bullying are even more widespread in elementary school than in junior and senior high! I know kids right now, who don't go to the bathroom all day long to avoid negative situations. I know kids right now, who have been threatened, kicked, hit, pushed, shoved and even offered drugs. Peer pressure and bullying is a life-size problem that affects masses of kids. **Three-quarters of all kids say they have been bullied or teased at some point while in school.** Being harassed can make kids feel really awful. The stress of dealing with many of the circumstances brought on by bullies, peer pressure, and even being home alone after school can and is making kids *physically* sick!

How do we submerge our kids in the culture and ask them not to be influenced by it?

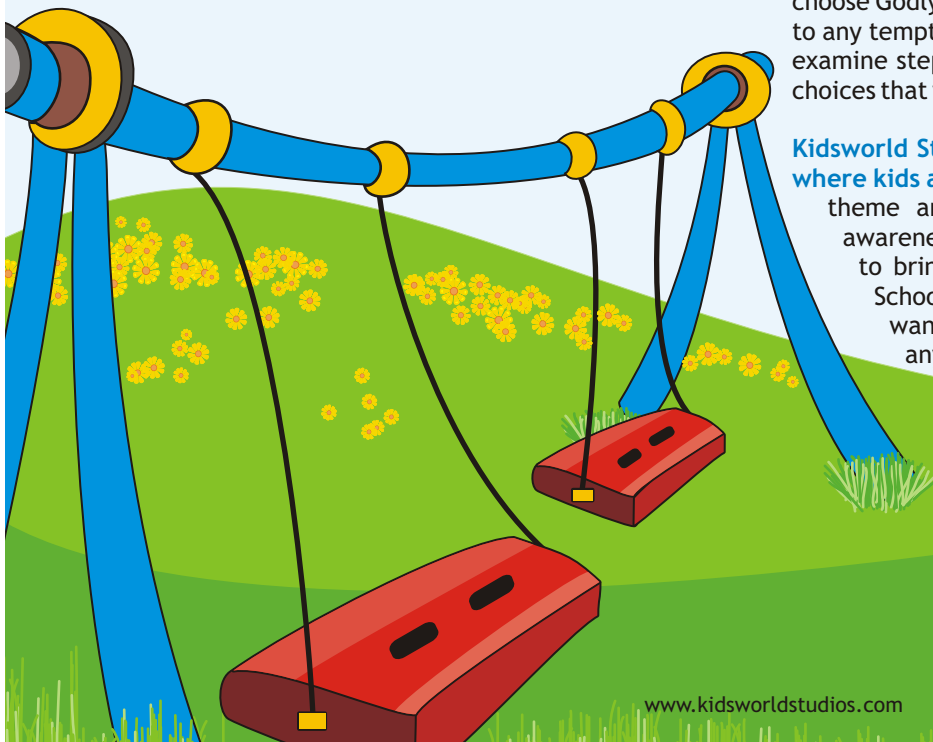
We at Kidsworld Studios Inc. believe we must help kids become aware of not only the *worldview* and what is happening inside their schools and why, but also the *Biblical worldview* to help them gain perspective and a game plan when it comes to responding to what is happening inside their hearts and minds. It is tough for kids to say "no" to peer pressure, but they can do it!

This curriculum will help kids pay attention to their own feelings and beliefs about what is right and wrong, this will help them to know the right thing to do. **A strong relationship with Christ, inner strength, and self-confidence can help kids today stand firm, walk away, and resist doing something when they know better.**

This curriculum is the beginning, the baby steps at helping kids to begin unraveling all the messages being thrown in front of them day after day. Obviously, it would be impossible for this curriculum to teach every element of every issue kids are dealing with at school. **It will however, open the door to conversations and raise awareness to some very important topics.**

Kids will be encouraged and motivated to love their enemies, choose Godly friends, say "no" to peer pressure, and stand up to any temptation they may be facing. In addition, they will examine steps they can take in their everyday lives to make choices that will honor God.

Kidsworld Studios Inc. CurriculumZines are designed to go where kids are living and do life with them. The School Days theme and curriculum was created to not only raise awareness and educate kids on their very own culture, but to bring them hope and empower them to face their School Days stronger with Christ at their side ... We want kids to go to school renewed and ready to face anything school might throw at them.



a Dozen donuts

Twelve new ways to recruit, train empower and appreciate volunteers.
This month's A Dozen brought to you by Tracy Carpenter

1 Have an Assembly

Recognize your volunteer's efforts by offering awards. There are a ton of ways to do this, the key is to do it! Allow volunteers to vote for the volunteer they have observed to be the **volunteer of the month** ... have everyone sign a big card and present the volunteer with balloons and dinner. Do raffles ... for every time a volunteer shows up to serve give them a ticket to win a trip to Disneyland ... I know Disneyland may be a bit extravagant ... but a fun kid place in your city may be just the right place. Have an awards banquet and give trophies or ribbons or any kind of goodies. **Bring in donuts, lunch, or even pizza.** Have a conference for the sole reason to present your team with awards. At Willow Creek once a year I heard Bill Hybels the senior pastor tell a story where they have a volunteer appreciation day every year. They roll out a **big red carpet** and all the volunteers walk on it ... up to the stage where he has everyone in the audience stand and give them a standing ovation ... clapping and clapping to honor them. What a great idea! Who deserves a red carpet more? I can't think of anyone!

2 Study

We as pastors, directors, and coordinators spend all of our time thinking about this "job" that is ministering to kids. We read, we study, we dream, we **live** our ministries, our volunteers do not. **When we get a hold of a great book or knowledge that is life changing we must pass it on. When you are able give books away, give them away.** Empower others with words that have empowered you, not only will they love the book ... they will become better leaders and better people because of it. can't tell you how many life changing things I have found in a book! If possible highlight areas you found pertinent. Paper clip pages of the book that were remarkable, help others find the treasures you have found ... by giving them the map to discover them on their own.

3 Erase

It is fundamental to forgive others who have let you down. Many times in ministry we get our hearts all set on something and sure enough something goes wrong. People quit serving, they say things they should not, and they inevitably make mistakes. **As the leader of a kid's ministry it is important to forgive others.** People who serve in your areas are doing their best at living their lives and sometimes along the way something they do or say may hurt your feelings. **We must always set aside our personal feelings and give them to the Lord.** If the Lord has entrusted you with the precious spirits of kids to mold, you must let go of any bitterness, resentment or other feelings that could damage relationships and isolate others from you. God has put you in a place of leadership to be an example and to rise above potentially negative spiritual traps.

4 Room Mom

Pray ... Pray for your volunteers!

View A Dozen Donuts in it's entirety in the Kidsworld's School Days CurriculumZine.

continued . . .

ONCE UPON A TIME

The mission and vision

of Kidsworld Studios Inc..

Kidsworld Studios Inc. is committed to creating spiritually kid focused projects, programs, support, resources and ministry. Kidsworld Studios Inc. sees kids for who they are and seeks to **reach out to them on their level.** We know the power of the media and understand how kids today are immersed in this ever changing culture. We at Kidsworld Studios Inc. are prepared to go where they are ... and bring them where God wants them to be.

Kidsworld Studios Inc. is committed to being there as kids grow up ... at their birthdays, at their schools, at their churches and even at their trials. Through custom birthday parties, day camps, travel camps and specialized culturally relevant curriculum, the Studio seeks to provide opportunities for **spiritual education, social support,** and **cornerstone moments** that will **uplift, encourage and build the self esteem** of thousands of kids.

Kidsworld Studios Inc. is a safe haven, a resource landmark and the place for kids to feel at home. **It is a place dedicated to kids, their needs, and their wants.** The Studio will eventually offer everything from childcare to homework clubs. Kidsworld Studios Inc.

is where kids will be able to express themselves whether it is through camps, curriculum or special events. We will provide


networking for kids and families to counselors, schools, extra curricular activities, and even restaurants. We are steadfast to support the poor and needy kids in our community, through outreaches targeted at children in need, homeless families with children, and pregnant teens.

We believe kids today need people and places they can count on. We believe kids need a place to go when they are off track, we believe kids need encouragement and options. **We believe our job is finding out what kids need on a daily basis and finding a way to meet that need.** Kids in the hospital need visiting, kids need menus just for them, kids need safe environments to grow and learn. Kids need homes, glasses, and parents. Kids need prayer, pod casts and parties. **Kids need spiritual mentors, and yes we absolutely believe they need Christ. Kids today desperately need an innovative Biblical worldview.**

Some people are content in ministering to only a part of the child. All of us at Kidsworld Studios Inc. believe, if we truly care about kids, then we must care about *everything* about them. What they eat, what they wear, read, think, need, and want.

As Christians, we think we have a responsibility to help improve our culture and our community. We consider kids to be the key to the future and the heart of our communities. If we are justly going to get involved and make a difference, we need to open our eyes to the path that can change the course of the future. **That path is kids!**

We believe organizations like Kidsworld Studios Inc. are fast becoming the **churches of tomorrow.** Church needs to be a place kids can learn about God and be supported *spiritually, emotionally, physically,* and even *mentally.*



*Welcome to Kidsworld Studios Inc.
"A Church of Tomorrow..."*


BREAKIN IT DOWN

THE SESSIONS:

SESSION	THEME	SCHOOL TOPIC	BIBLE TOPIC	FOCUS	LIFE POINT	SCRIPTURE
#1	Bully Proof	Bullies	Do not be overcome by evil, but overcome evil with good.	Follow God's example by loving and praying for our enemies	Love your enemies.	Luke 6:27-28 NIV "But I tell you who hear me: Love your enemies, do good to those who hate you, bless those who curse you, pray for those who mistreat you."
#2	Under Pressure	Peer Pressure	Don't let our relationships with unbelievers lead us away from Christ.	With God's help we can avoid bad influences.	Choose Godly friends.	1 Corinthians 15:33 NASB "Bad company corrupts good morals."
#3	Making the Grade	Cheating	Every temptation can be resisted because God will help us to resist it.	Trust God to help us resist temptation.	Stand up against temptation.	1 Corinthians 10:13 NIV "...when you are tempted, he will also provide a way out so that you can stand up under it."
#4	Staying Safe After School	Staying safe after school	Stay away from anything that appears to be wrong.	Choose actions that honor God.	Follow the rules.	1 Thessalonians 5:22 NASB "Avoid any form of evil."
#5	Big Assembly	Awards	Christians need one another.	Allow God to encourage you through other Christians.	Encourage others at church.	Hebrews 10:25 NIV "Let us not give up meeting together, as some are in the habit of doing, but let us encourage one another..."

THE TIME:

How long should each segment last?



GOOD MORNING	Before Service Begins	5 minutes
LUNCH	Worship	10-15 minutes
DRAMA	Ice Breaker	5-10 minutes
WRITE ON THE CHALKBOARD	Large Group Growth Group Time	20-25 minutes
LIBRARY	Small Group Growth Group Time	15-20 minutes
RECESS	Large Group Game	5-10 minutes
GET ON THE BUS	Prayer	5 minutes
HOMEWORK	Hand-outs	

SCHOOL DAYS

HERE'S WHATCHA GOTTA DO . . .

Director's Notes

ROLL CALL [Everyone Onboard]

This is the time to get everyone on board with the details and direction of the session. It is so helpful when all the volunteers, teachers, leaders etc. are on the same page when the service gets going. This curriculum is energetic and full of fun and quick transitions, so the more informed the team, the smoother it will go. The curriculum is broken into segments so it is easier to switch leaders quickly. Allowing different voices and different leaders to do special things always makes things more interesting to the kids. Leaders can be assigned to lead different segments of School Days. This allows more leadership opportunities and more slots for people to teach and serve.

If your ministry has technical support this is the time to go over the songs for worship, as well as other fun music, videos or music to be used for the session. Fun up-beat songs as well as cartoon and movie soundtracks are great additions to the transitions as well as the segments. Movies or TV shows with a school theme can be played in the background for effect as well. Look for age appropriate comedies, cartoons, or reality TV that have classroom settings to compliment this session's theme.

This is also the time to hand out to the leaders the answer keys to the "Quizzes." They will use the answer keys to help kids deepen their learning through their small group experience. This is a great time to pray for the session and for the kids as well as leaders. It is also the time to hand out any supplies and other materials needed to set up the various areas and make the session/lesson/message a success.

CLASSROOM [Set Up]

Volunteers set up in their areas. Use the "Make it Kidtastic" suggestions to help reinvent the environment to a fantastic kid friendly area. Leaders should have already been given the supplies they need during Roll Call. Allow them time to get their areas set up and ready to receive the children.

GOOD MORNING [Before Service Begins]

After children are checked in and seated in their seats. Children will all be given something ... Feel free to give the items listed in the curriculum or choose items on your own. This point in time is when it is appropriate to get kids excited about the theme and topic and to introduce and /or remind them what the theme is for this session and make them feel welcome and comfortable in your environment. In this segment it is suggested to use bracelets. The idea is to allow kids to collect a bracelet each week and at the end of the series they will have collected all of them. Encourage kids to wear their bracelets to school and wear them to church. The rubber bracelets are all the rage right now and primary colored bracelets with the verse, theme, focus, or even life point on them will be a big hit. Do what fits your budget. There are bracelets of every color and cost available. When writing the nugget on the bracelet it is helpful to use a black permanent marker. If you don't have enough volunteers to write the verse yourself then allow kids to write them for themselves when they enter the session.

PLEDGE OF ALLEGIANCE [Opening Introduction]

Take this time to say hello to the audience and welcome newcomers. This is also the segment where a small introduction on the day's theme and lesson is accomplished. You want the kids to be excited and full of anticipation on what is coming next. This can be done with one leader, multiple leaders, or all the leaders you have. Depending on the size of the group you have. If you are doing church in classrooms then one teacher/leader can do the introductions and if you are in a very large group then a few people can come up on stage and do a shout out of praise and welcome all the kids. With all the segments, the goal is to get a great response from the kids and the message ... not the way in which it's done. Be creative and use your team to pull off action packed fun introductions. An option is to introduce the leaders by name and if you are operating with few kids to actually introduce the kids as well.

The main thing here is to really raise the energy level, enthusiasm, and attention level of the kids. The leader of this segment needs to be very outgoing and infectious. This segment is short but will set the mood of the session.

During the introduction on School Days the pledge of allegiance has been added. Bring out a flag and have kids stand, put their hands over their hearts, and say the pledge of allegiance. One option is to yell it the words *under God* every time!

LUNCH [Worship and Prayer]

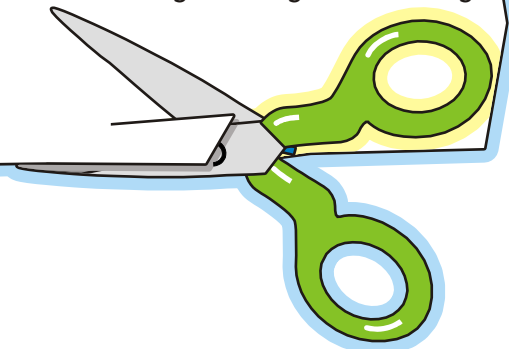
As kids are seated in their large group growth time, invite them to participate in corporate worship. Ask them to stand, raise their hands and lift their hearts to God. Plug in your own worship segment here. Sing, praise, and rock the house for God.

[Segment taken from the CurriculumZine... "Go Green..." **What do you recommend and what ideas can you share to enrich our children's worship experience at our church?** "I have a lot of passion for worship. If you have seen me speak or read any of my articles you would probably see the thread of this passion throughout much of my teaching. I believe the main thing to remember is kids can *worship*. Traveling the country and observing many other children's churches engaged in worship one thing tended to stand out quite often. I simply saw the kids singing songs, and the leaders standing up front in a very animated way leading the songs. Sure they are kids, and singing songs to God is praise, but what sometimes gets missed, is that **elementary kids can enter into full fledged worship**. They can bow their heads, close their eyes, raise their hands, and be in the presence of the Lord. I have seen it ... I have seen hundreds of children worshipping ... truly worshipping. I have watched a 4 year old child so into worship and so into His presence it was breathtaking.

Kids like to sing songs their parents are singing. I believe songs like Father Abraham are more for preschool age children than elementary age children. I would suggest going to your local Christian bookstore and finding out what is playing on the radio. What CD is in your player? Find some great CD's with up beat, loud, fun music and let the kids really get into it. As the leaders are leading worship encourage them to worship along with the kids ... not pretend to. I have seen a lot of leaders participating in worship, but not themselves worshipping. Buy songs your leaders will want to worship to. Then when the music starts playing your kids can observe leaders who are authentic and moved by the Spirit, because that is what is going to take your worship to the next level. Kids will emulate them. Worship is experiential and it is our job as leaders to help kids experience Christ, not merely create a fun time of song singing and hand motions. Let them enter in." [Children's Pastor, Tracy Carpenter PhD]

DRAMA [Ice Breaker]

This segment is a short skit designed to introduce the theme/school topic. This is the segment to go all out. A big thing you want to accomplish here is to evoke emotion. In some CurriculumZines the skits will be very humorous where others will not. The goal is to keep kids guessing and keep challenging to go deeper in their understanding of their culture and their understanding of God.



WRITE ON THE CHALKBOARD [Large Group Growth Time]

The large group growth time is where the kids will get the opportunity to see the big picture of what is really going on around them. In the various upcoming CurriculumZines kids will learn about the internet, school antics, marriage, nutrition, even sports and the meaning of different holidays. The large group growth time is designed to help them to grow in their awareness and knowledge of topics and issues they not only face daily, but are being forced to respond to minute by minute.

This series is focusing on School Days. This segment will expose them to words they have never heard before and at the same time hit a nerve with some of the information they have been hearing or seeing and situations they have exposed to in or around their school days. Use the time to introduce the topic of School Days and explain what is “Fact” and what is “Fiction” about this complex subject. During Fact or Fiction kids will be voting. There are a few ways to present the questions and allow kids to vote.

One way is to allow *one kid/one vote* ... a representative is chosen to rep the team and the kids can scream or meet quietly to discuss answer, and then tell it to their representative who will essentially cast the vote.

Another way is to allow all kids to *vote corporately* ... take a consensus ... one vote per team can be tallied for each correct answer.

The last way is to call on *individual kids* to answer the Fact or Fiction questions and allow them to individually cast their votes.

Prizes can be given as a group at the end of Fact or Fiction or leaders can allow kids to come forward as they answer questions correctly and choose or receive small prizes or the leader can hand out small prizes as they progress. There is a **Prize Guide** included in the curriculum with lots of suggestions concerning prizes and different ways to give them away.

Following the Fact or Fiction segment kids will learn the true meaning of the Bible verse and how God intended them to understand it. Through a short segment called **Phrase by Phrase** the leader/teacher will break down the verse by explaining it in bite size chunks. This will help kids understand the meaning of some of God's most powerful passages.

After they have learned the meaning of the verse they will compete in a contest. Both teams will have the opportunity to memorize the Bible verse/point and compete to see which team is really paying the most attention to the phrases of God's Word. The winner may receive a prize [See Prize Guide].

Fact or Fiction

Through a series of RELEVANT questions kids will discover interesting facts about the culture they are living in. These questions can be presented in an assortment of ways. The leader may choose to read each question aloud, the leader may choose to use a power point, or the leader may choose to refer to poster sized boards. They can ask volunteers to read the questions or even hold the board. *The more the kids are involved in the process the more they will take ownership of the message.* So feel free to involve the children as often as possible.

Kids will be asked to contemplate if what they are hearing is Fact or Fiction.

The first step to helping kids gain passion about relevant issues is to help them gain understanding into the many diverse issues existing today. To do this, we want to raise awareness within them. Kids are exposed to a mixture of information on a variety of subjects. Some issues they may have a broad knowledge of, for example, the facts about video games, sports or television shows. Other subjects, such as crime or divorce, their knowledge may be much more limited. Kids today have no way of knowing how many pounds of waste are piling up at the dump or how many kids their age have diabetes or other illnesses. We want to raise kids up in Christ ... kids that will change the world around them. **This segment is designed to offer them a fresh perspective into the worldview.**

The segment should be light and move fairly quickly. Have fun discovering all kinds of interesting facts about all the different aspects of what kids are dealing with at school ... bullying, peer pressure, cheating ... and much more.

Prizes can be given as a group at the end of Fact or Fiction or leaders can allow kids to come forward as they answer questions correctly and choose or receive small prizes. Another idea is to have the leader hand out small prizes as the questions progress. There is a **Prize Guide** included in the curriculum with lots of suggestions concerning prizes and different ways to give them away.

Phrase by Phrase

The phrase by phrase segment is used to breakdown verses. Some verses are simple and others are more difficult. The first thing is to define the words in the verse. In a verse like John 3:16[NIV] where it says, "For God so loved the world, that He gave His one and only Son, that whoever believes in Him shall not perish but have eternal life." It is important to stay true to scripture and sometimes it is very valuable to just plain break down the words ... kids need to know what words like perish and eternal mean. Even words like heaven, rage, and covet ... may need to be explained ... simply and quickly, before kids can actually learn the meaning and then learn God's perspective in writing it.

What do you think?

This is a part of the Phrase by Phrase segment and is used to open up the leader's insight into what the kids are think they are hearing. This is the segment where it is very important to listen carefully to what the kids are thinking and saying and then **dig into the verse** a little with them. For example, loving your neighbor could mean baking a cake for them or it could mean praying for them ... Even the simplest verses mean many things to kids. How about your body is a temple ... or don't rush to anger ... It is essential to flush out all the various ideas of what a verse *could* mean or *does* mean to **them**. Even ideas kids have gotten from school or other Bible lessons are important to pay attention to. They may be right on, a little off, or have no idea. Listen to what **they** think the verse is saying ... Sometimes the verse is literally saying one thing and means something else figuratively. This is just a simple way to help kids understand the complexity of God's Word.

What does God think?

Through an interactive Q and A kids will learn God's perspective on the verse at hand, the theme at play and the worldview on the table. This segment is designed to offer kids a Biblical worldview. **They will be challenged to think deeper, live differently, and love God with all they have.**

These questions can be presented in an assortment of ways. The leader may choose to read each question aloud, the leader may choose to use a power point, or the leader may choose to refer to poster sized boards. They can ask volunteers to read the questions or even hold the board. The more the kids are involved in the process the more they will take ownership of the message. So feel free to involve the children as often as possible.

Prizes can be given as a group at the end of phrase by phrase or leaders can allow kids to come forward as they answer questions correctly and choose or receive small prizes. Another idea is to have the leader hand out small prizes as the questions progress. There is a **Prize Guide** included in the curriculum with lots of suggestions concerning prizes and different ways to give them away.

Spend time reiterating correct responses to the questions and ample time affirming kids who participate.

Build the Verse

Kids will be seated in two teams. There will be two Recess leaders one representing each team. Both leaders will face their group and have a stack of large boards with the verse written on them propped up in front of them.

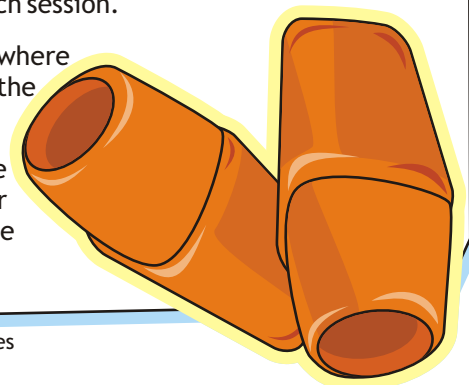
The verse will be split into two sets of boards, one word per board. For example, each team leader will have every other word of the verse in sequential order. So for the verse ... Bad company corrupts good character 1Corinthians 15:33 [NIV], one team would see the board with the word **Bad** on it and the opposing team would see the word **company** ... then the word **corrupts**, then the word **good**, back and forth.

When the kids see the word they must shout it out. The leaders are responsible for revealing the words in sequential order to **build the verse**. The leaders will take turns allowing one board at a time to *fall* forward only after the word has been said correctly. As the kids take turns reading the word they see, they will be consequently building, learning and memorizing the verse. As the kids begin to get the concept, the leaders can allow the boards to fall quicker and quicker making building the verse a little more challenging with each session.

There are essentially four rounds to this verse segment. The first round is where both teams see all the boards and take turns saying the words out loud until the verse is completed. [This may take a couple times...]

The second round is where one team leaves their boards face down and the other team sees their boards and reads them aloud. With the help of the other team saying every other word the team with no boards showing try to complete the missing words without visualizing them as the boards are falling.

continued



Round three is where the opposing team then must try to complete the verse from memory with only the help of the other team using their boards for every other word of the verse, until it is completed.

Round four is where the kids are unable to see any boards. All boards are facing the floor they must try to go back and forth alternating word for word saying the verse from memory until it is completed. It is valuable for the leaders to know the verse and help the kids through it. It is also helpful to count the kids off so everyone starts at the same times. The team that comes closest, to saying the verse accurately and loudly from memory wins a prize. [See Prize Guide]

Encourage kids to work together to build the verse. When they have accomplished the building of the verse congratulate them on their great teamwork.

Allow a couple practice rounds in the beginning, until the kids get the hang of it. It is helpful to have a leader standing in front of each team and instructing, pointing and helping the kids follow along.

LIBRARY [Small Group Growth Time]

This is the small group growth time segment. This can be done in a classroom setting or a children's church setting through using a variety of ratios. In the classroom a 1 to 1 or a 1 to 2 ratio can be used, where in the large group a 10 to 1 or even a 25 to 1 ratio of adults to children can be used. **This is the time to take children at different ages, different stages, and different phases to different places ...** Allow them to share, learn and take the next step toward their relationship with Christ.

The Library is the place for kids to be nurtured in a safe environment, a place where they feel encouraged to share without judgment. When we are talking about issues within our culture kids will respond when we let them. Some issues like divorce, internet predators and bully's may be more difficult where topics like school days may be a little easier, either way they will be confronted with the message of the day and be inspired to take that message and apply it to their lives, right where they are ...

Kids will receive a Quiz every week. Leaders will receive answer keys to the coordinating Quizzes. The kids will complete their Quizzes on their own, then as a small group they will go over the Quizzes and then have a brief discussion about the subject matter. Quizzes contain five questions about the Fact or Fiction segment, a couple review questions about the Bible verse, some powerful life applications and a few discussion questions.

Kids will be encouraged to take their Quizzes home after they have been discussed to share with their families what they are learning about.

The small group growth time is also time that can be used to bring the choice of crafts and snacks into the curriculum. There is also an opportunity during the last session for kids to participate in multiple hands on craft projects. The best thing is to create a balance of curriculum and variety for the kids. For example one week during small group growth time kids can be given a fun snack to eat while they are completing their Quizzes and the next week leaders only discuss the discussion questions and instead they do a craft and take their Quizzes home. Do what compliments your population of kids. Another idea is to save all the crafts for the last session and give snacks every week. This is your curriculum and the flexibility is built in purposely so you are able to assess the need and mood of your congregation of children and respond accordingly.

Examples:

#1 Choose to add a craft to the small group growth time. As a small group do the craft together before passing out the hand-out. If choosing to add a craft to the small group, choose a craft from the Craft Guide. If you choose to do a craft you may send the Quizzes home with them.

#2 Choose to add a snack to the small group growth time. Pass out a small snack before kids are given their handouts and allow them to eat their snack while they are filling out their handouts. If choosing to add a snack to the small group, choose a snack from the Snack Guide.

Prizes can be given as a group during the Library segment or leaders can allow kids to come forward as they answer questions correctly and choose or receive small prizes. Another idea is to have the leader hand out small prizes as the discussion questions progress. There is a **Prize Guide** included in the curriculum with lots of suggestions concerning prizes and different ways to give them away.

continued



Prayer

Take prayer requests, then emphasize to the kids how great God is. Reiterate the awesomeness of God. Share with them that God loves them. Ask the kids in your group if any of them do not know Christ and take this opportunity to ask them to invite Christ into their heart and life. Remind them that God cares about every little or big thing they are dealing with. Encourage them to read their Bibles and pray daily.

RECESS [Large Group Game Activity]

After kids are back in their large groups they will play a *high energy* game to enhance the lesson, message and theme. A child/children from each team will be chosen to represent their team. Kids love healthy competition and this segment is designed to get them up, get them screaming, and get them engaged in hands-on activity. This segment will give kids a chance to be kids while enjoying their friends, and getting to know their leaders. There have been many studies on how to build relationships with our kids. Many studies have found playing games is one way for kids to build quality relationships. There is something to be said for playing with them. Please do not underestimate this time, it may be the most valuable segment you have, because if we really want a chance at ministering to the kids that attend our services we must build relationships with them.

A school bell or a whistle will be used for this segment.

PACK UP YOUR BOOKS [Wrap Up]

This is a quick segment designed to reiterate the key to unlocking the message, theme and verse. It is designed to give a nice snapshot of the Biblical worldview and encourage the kids on how to apply what they have learned.

GET ON THE BUS [Prayer]

This is the closing prayer time. This is a great time to allow God to move among the kids and **allow the kids to pray aloud**. It is fun to allow a few kids to come forward and allow them to pray as well. Pray slowly and **always allow kids to follow along and repeat after the person praying** so they may internalize the prayer and learn to pray aloud.

HOMEWORK [Hand-outs]

Every session there are hand outs for the kids to take home with them. There are two types of hand-outs. The first one is the 411 at the door ... **this is for parents**. This gives parents a break neck speed look at what their kids are learning. The other hand-out is a one page activity. Kids will have word scrambles and word searches and various activity sheets. These sheets are designed to be FUN. They have homework all week. They will be taking home their Quizzes, where they have circled different life applications they have committed to for the upcoming week. One option is to ask kids to bring back their activity pages completed the following week with parent signatures for younger kids and notes regarding their progress on their life applications on the back, at which time they will receive encouragement, recognition and a small prize. [See Prize Guide]

GIVING [Offering]

Offering can be done at any time during the service. It might be fun to use a globe with a slot for money and coins as the offering holder. Other ideas such as bright colored buckets, big crayon boxes, or brown paper lunch sacks with the word give ... written all over it would work nicely. You can also use a yard stick and allow kids to hand in the money to a leader who will tie/adhere the money to the yard stick. The coins can be thrown in one of the gathering receptacles.

All verses and scripture references are taken from the NIV and NASB translations.



SCHOOL DAYS

Session 1



Theme: Bully-proof

School Topic: Bullies...

Bible Topic: Do not be overcome by evil, but overcome evil with good.

Focus: Follow God's example by loving and praying for our enemies.

Life Point: Love your enemies.

Scripture: Luke 6:27-28 NIV

“But I tell you who hear me: Love your enemies, do good to those who hate you, bless those who curse you, pray for those who mistreat you.”

*Refer to “Here’s Whatcha Gotta Do” [Director’s Notes] for directions to implement curriculum.

ROLL CALL [Get Everyone on Board]

All volunteers gather to get assignments, general information, and prayer.

CLASSROOM [Set Up]

Volunteers set up in their areas.

GOOD MORNING [Before Service Begins]

Give every child a bracelet to help remind them to Love their enemies [See Supply Guide]

PLEDGE OF ALLEGIANCE [Introduction]

This is an introduction to the lesson. Volunteers welcome the audience and raise the energy level. Volunteers can give out a few prizes [See Prize Guide]

“Welcome to **School Days** ... ! Did everyone get a bracelet? I am going to say **School** and you are going to say **Days** ... are you ready? Here we go ... **School** [days] **School** [days] **School** [days]. That was GREAT! Today we are going to be learning all about what’s going on at school. We are going to talk about bullies and learn what God says we should do about people who are mean to us. How many of you have ever had someone at school *bully you*? How many of you have *seen* someone at school be bullied by someone else? Well today ... we are going to talk all about how you guys feel about school and *all* about bullies!

“Now ... before we worship ... Let’s all stand and say the pledge of allegiance together. [say the pledge of allegiance as a group] ... Great Job!

Okay ... now ... Let’s worship!”

Optional prizes: [See Prize Guide]

LUNCH [Worship and Prayer]

As kids are seated in their large group, invite them to participate and in corporate worship. Ask them to stand, raise their hands and lift their hearts to God. Plug in your own worship segment here. Sing, praise, and rock the house for God.

DRAMA [Ice Breaker]

SKIT:

This will be a short skit about a bully. One actor will portray a child who is being bullied and the other actor will portray a child who is bullying. Kids will get a first hand look at what bullying looks like ...

Bully: [On stage or in the front of the classroom the bully says very sarcastically] “Hey you ... I think you dropped this ... (Picks up a game of the child sitting on the chair ... the bully starts messing with it and begins to break the other child’s toy/game)

Kid: “What are you doing?” [The child begins to grab for his toy as the kid bully keeps pulling it away taunting them]

Kid: “Give that back! My dad gave that to me!”


Bully: ...”Well I guess you should be more careful then! I think I might like this game anyway ... [Shouts to a person at a distance in a baby voice] Hey John ... what do you think? Should we keep little four eyes’ toy? [Laughs] I think I will.”

Kid: [starts to stand and continues to grab for the game/toy], “Give it back to me! It is not yours ... here ... hand it over!”

Bully: “You’re too slow! [As the kid is grabbing for the game ... the bully pushes him down ... the kid falls down ... and in an angry voice] you better stay away from me or I might just hurt ya!”

Kid: [slowly getting up ... looking a little scared ... talking in a soft voice] “Whatever“ ... [the kid starts to walk off ... looking very sad and notices his glasses have fallen off his face ... so he turns around to go get them and the bully steps on them and starts laughing hysterically ... the kid picks up his broken glasses and walks away defeated ... while the bully walks off stage the other direction laughing and playing with the game in his hand]

Leader: “Wow! Things like this are happening all over the country at schools everywhere! ... I can’t believe it ... it is so awful! We are going to be talking about what happens at school and how you guys are feeling ... we are going to talk about how you are dealing with the pressures you are facing at school and we are going to talk all about bullies today and how God wants us to love our enemies. When we see that skit ... it is hard to imagine how that young boy could love the other one who broke his glasses and took his game isn’t it! God say’s we can and today we are going to talk about ways you can not only cope with bullies ... but love your enemies!” [Transition to new leader ...]



WRITE ON THE CHALKBOARD [Large Group Growth Time]**FACT OR FICTION**

Through a series of **RELEVANT** questions kids will discover interesting facts about the culture they are living in.

“It is time for Fact or Fiction! OK ... we are going to play a game ... it is called Fact or Fiction ... and it is kind of like true or false ... Fact is true and Fiction is false ... I am going to ask you a question and you are going to tell me if you think it is Fact or Fiction. Some of the answers you may know and others you may not ... that is okay! There is a lot happening in our schools and a lot we need to know if we are going to be bully-proof! ... and learn to love our enemies like God did! ... are you ready?”

Fact or Fiction Questions:

Choose 10-40 questions depending on the age and readiness of your kids as well as the time allotted for this segment. This is a fast moving high energy segment ... when kids answer correctly reiterate the Fact for example on the question ... “Thousands of children dread going to school and facing bullies”... kids vote and the consensus is Fact! Your response should be, “**Fact ... Thousands of kid's do worry and dread going to school because of bullies!**” Or with the question ... “Bullying is a normal part of growing up?”... Your answer should be, “**Fiction ... Bullying is not a normal part of growing up!**” [In a fun affirming voice]...

- Thousands of children dread going to school and facing bullies? [Fact]
- Teasing, threatening, and hitting is an example of bullying? [Fact]
- Spreading rumors about someone is a form of bullying? [Fact]
- The child who bullies is usually bigger than the victim of bullying? [Fact]
- Bullies hurt others in order to feel strong and powerful? [Fact]
- The bully is **not** aware that his or her behavior causes distress? [Fiction]
- Most bullying occurs out of parents' sight? [Fact]
- Teaching about bullying at school helps kids deal with bullies? [Fact]
- Bullies can learn to release their anger in better healthy ways? [Fact]
- Bullies do not usually have bad tempers? [Fiction]
- Some kids who are bullied suffer from more health problems? [Fact]
- Every kid should have a plan on what to do if they are bullied? [Fact]
- People can be bullied at any age? [Fact]
- Bullying is a normal part of growing up? [Fiction]
- Only kid's get bullied? [Fiction]
- Most bullies bully other kids on accident? [Fiction]
- Bullies in elementary school usually choose kids younger than them to pick on? [Fact]
- Name calling is not bullying? [Fiction]
- Boys do more bullying than girls? [Fact]
- Bullies have never caused violence at any schools? [Fiction]
- In elementary... being bullied is most common in second grade? [Fact]
- Girls and boys are both picked on about the same amount? [Fact]
- Very often bullies are not doing well in school? [Fact]
- Some bullies are looking for attention? [Fact]
- Bullies often pick on someone they think they can have power over? [Fact]
- Sometimes bullies just pick on a kid for no reason at all? [Fact]
- Get involved if you see bullying going on in your school? [Fact]
- Don't hit, kick, or push back to deal with someone bullying you or your friends? [Fact]
- Most bullies wind up in trouble? [Fact]
- Kids can stand up for each other by telling a bully to stop? [Fact]
- If you see someone being bullied or you're being bullied tell an adult? [Fact]
- As much as you can, avoid a bully? [Fact]
- Bullying is a big problem? [Fact]
- Pushing another kid is not bullying? [Fiction]
- Bullying can make kids not want to go outside or go to school? [Fact]
- Being bullied might make kids feel hurt, scared or sick? [Fact]
- Calling someone names is bullying? [Fact]
- Telling someone they are fat is bullying? [Fact]
- Taking someone's money or stuff is not bullying? [Fiction]
- No one needs to put up with a bully's behavior? [Fact]

PHRASE BY PHRASE

What does each word of the verse mean? [Defining the verse word by word ... phrase by phrase]

Leader:

In Luke 6 27-28 [NIV] it says, "...Love your enemies, do good to those who hate you, bless those who curse you, pray for those who mistreat you"

Okay let's go ... PHRASE by PHRASE

First let's start with **Love your enemies** ... Love ... means to care for right? Like you love your parents or your dog ...? When you love someone or something you have to show it with our actions ... right? Like when you love your dog ... you feed it, or pet it, or care for it ... ya? Now here it is talking about our enemies' right ...? What is an enemy? Someone who might hurt us ... hurt our feelings or harm us? Like a bully?

So **Do good to those who hate you** ... Do good means what? To do nice things, to the right things ...? **those who hate you** ... Wow ... This would be people who don't like you or treat you badly? Correct?

Bless those who curse you ... **Bless**... what does bless mean? Well bless can mean when we do anything for people that Christ would do for them right ... like giving to them, praying for them, or even thinking good thoughts about them? **What about those who curse you?** Well curse you means to say bad things about you ... or wish bad things for you. Okay ... now your getting it...

Then it says and **pray for those who mistreat you** ... well this is kind of easy ... right ... pray ... we know what pray means ... where we talk to God and ask him to take care of them or help them ... and for the **mistreat** part ... well we know what that means too don't we ... when someone mistreats us they don't treat us very nice! ...

What do you think?

Leader:

What does the verse mean to you? [Have kids tell what they think the verse is saying...]

What does God think?

Leader:


What does God mean by the verse?

Okay so basically ... this is an easy one ... God wants us to love our enemies doesn't He. He wants us to pray for them, to good things for them and to them, and He wants us to forgive them and show His love to them.

Through an interactive Q and A kids will learn God's perspective on the verse at hand, the theme at play and the worldview on the table.

Q and A Questions?

1. God wants us to pray for?
 - a. Our enemies
 - b. People who mistreat us
 - c. **Both a and b are correct**
2. Actions that honor God are?
 - a. **Loving our enemies**
 - b. Cussing
 - c. Kicking a bully
3. We can?
 - a. Only overcome evil if we wait a week to pray
 - b. **Overcome evil with GOOD**
 - c. Not help stop bullies by telling adults what they are doing
4. It is important to?
 - a. **Do nice things for people who say bad things about us**
 - b. Never tattle on a bully
 - c. Keep secrets from our parents




5. The verse today is?
 - a. Luke 62:7-8
 - b. Luke 6: 2-7
 - c. **Luke 6: 27-28**
6. Christ was mistreated and He?
 - a. **Prayed for those who were mistreating Him**
 - b. Spit on the people who were hitting him
 - c. He kicked and threw dirt on his attackers
7. What we do today?
 - a. Will never affect what happens tomorrow
 - b. **Could matter to our future**
 - c. Really does not matter to anyone or anything
8. I can?
 - a. Make a difference at my school
 - b. Make a plan just in case I get bullied
 - c. **Both a and b are correct**
9. God ?
 - a. **Both b and c are correct**
 - b. Keeps His promises
 - c. Will protect me and guide me
10. Some things I can do to love my enemies?
 - a. When they hurt my feelings... don't be mean
 - b. Pray for them and for myself
 - c. **All of the above**
11. God sees?
 - a. **When you do good toward others**
 - b. Only at night time
 - c. Only the bad things we do
12. Bullying is a big deal and?
 - a. **Many kids are hurt by it every day**
 - b. We should never help someone who is getting bullied
 - c. We really shouldn't pray for bullies
13. I can learn more about what causes stress for kids at school by?
 - a. Going to church the next few weeks
 - b. **Both a and c are correct**
 - c. The internet, school and books
14. God loves it when?
 - a. **I choose to do things that honor Him**
 - b. I bully other kids
 - c. I just do whatever I want when I want
15. What happens when we love our enemies even though they don't deserve it?
 - a. We obey God
 - b. It pleases God and set a great example for other Christians
 - c. **Both a and b are correct**

Build a Verse

[Falling Boards]

Bible Verse: Luke 6:27-28 [NIV]

"...Love your enemies, do good to those who hate you, bless those who curse you, pray for those who mistreat you"



LIBRARY TIME [Small Group Growth Time]

Leaders will pass out the student Quizzes. The kids will complete their Quizzes on their own then as a small group they will go over the Quizzes together and then have a brief time of discussion about the subject matter. Below is the Key for the Quiz needed for this session.

QUIZ

5 Fact or Fiction Questions

1. Schools are in need of people who are willing to pray? [Fact]
2. If we do not help kids who are being bullied it could cause harm to them? [Fact]
3. People bullying other people is a BIG deal ... kids loving their enemies and praying for the bullies will make a big difference? [Fact]
4. The best way to deal with a bully is to try to avoid them? [Fact]
5. If I can't avoid a bully the best thing to do is to stand up to them and let them know you won't be bullied, by speaking strong words like "Stop that or get away from me!"? [Fact]

2 Verse Questions

God wants us to hate those who do good to us? [False]

It honors God and makes Him happy when we love our enemies and pray for those who mistreat us? [True]

5 Life Applications

Circle five things you can do this week to honor God with your actions and love your enemies.

Pray for someone who is being mistreated

Pray for a bully

Tell a teacher or adult about any bully behavior

Go online and read about bullies

Make someone who has not been nice to you cookies

Do something nice for someone who does not like you

Pray for someone who has mistreated you ... even if it was a long time ago

Talk to your friends about sticking together if someone bullies one of you

Put a plan in place of what you will do if you get teased, hit, or bullied in any way

Ask God to help you with one thing you are having trouble with at school

Make a new friend

Talk about how you are feeling about school with someone at home

Be thankful for the nice friends you have and write one of them a card or tell them what a good friend they are

Pray for three schools in your area

Read the story of David and Goliath *1 Samuel 17* in the Bible out loud

Look up one BIG word like cyberbullying



3 Discussion Questions

Have you ever been bullied? What happened? How did you feel? What did you do about it? Are you still being bullied?

Have you ever seen anyone else get bullied in front of you? What happened? What did you do about it? How did it make you feel?

Name 3 things you can do to love your enemies?

Go over Quizzes [using the key] and discuss out loud the 3 discussion questions.

Prizes

Call on individual kids to answer questions while going over the Quizzes [prizes can be given individually for correct answers] [See Prize Guide]

Prayer

Take prayer requests, then emphasize to the kids how great God is. Reiterate the awesomeness of a God who could love and pray for His enemies. He was treated so badly and still He did not talk bad about those who harmed Him. Share with them that God loves them, will protect them, and will help them to love their enemies. Ask the kids in your group if any of them do not know Christ and take this opportunity to ask them to invite Christ into their heart and life. Remind them that God cares about every little or big thing they are dealing with. Encourage them to overcome evil with good, to read their Bibles and pray daily. *Proceed back to large group.*

RECESS [Large Group Game Activity]

“Bully-proof” Vests

The large group will be divided into two teams.

Each team will have 2 people. One person will wear the vest and the other person will be in charge of placing the “Bully Proof” cards [index cards] on the vest. Kids will race to stick the index cards which are equipped with Velcro and bully proof words to the vest their team mate is wearing. [See Supply List]

A backpack full of the index cards need to be placed somewhere at least 20-50 feet away from the person wearing the vest. When the time starts [blow a whistle or ring a bell to signify time has started] the child will run to the backpack where he/she will grab one word/card at a time and then run as fast as they can to their teammate who is wearing the vest ... they will stick the word to their vest, then run back to get another word/card. This process will continue until all fifteen words are placed securely on the vest. The first team who has successfully placed all fifteen words on the vest wins.

The leader then checks to make sure all the words are adhered correctly. If all the words are stuck to the vest to create a bully proof vest that teams wins the prize. [See Prize Guide.]

[Option] It may be more challenging to place obstacles in the runner's path for the runner to overcome ... for example: cones with words written on them in black marker. The words should be words which represent bully's tactics. As the runner is doing good for their team they are also overcoming the bully's tactics.

Words for the Velcro cards

Pray
Bless
Do good
Read the bible
Praise God
Worship God
Go to church
Learn
Be kind
Listen
Walk away
Avoid a bully
Tell an adult
Give
Love

PACK UP YOUR BOOKS [Wrap Up]

The key to unlocking today's lesson is to follow God's example by loving and praying for our enemies. We can choose to honor God with our actions ... School can be very hard sometimes ... especially when others are teasing us or harassing us is some way. Remember to pray for those people who are hurting us or hurting others around us. Remember to tell our teacher and parents about any bullying we see or experience. And remember God Loves us and will protect us. God hears our prayers and wants us to be safe, enjoy school, and treat others nicely!

GET ON THE BUS [Prayer]

God help us to love our enemies, help us to pray for those who tease us, or bully us. Help us to do good to those who say bad things about us. Help us to not ever bully others. Thank you for loving us and for showing us such a great example of how we can love our enemies! We love you and ask you to be with us as we go to school everyday!

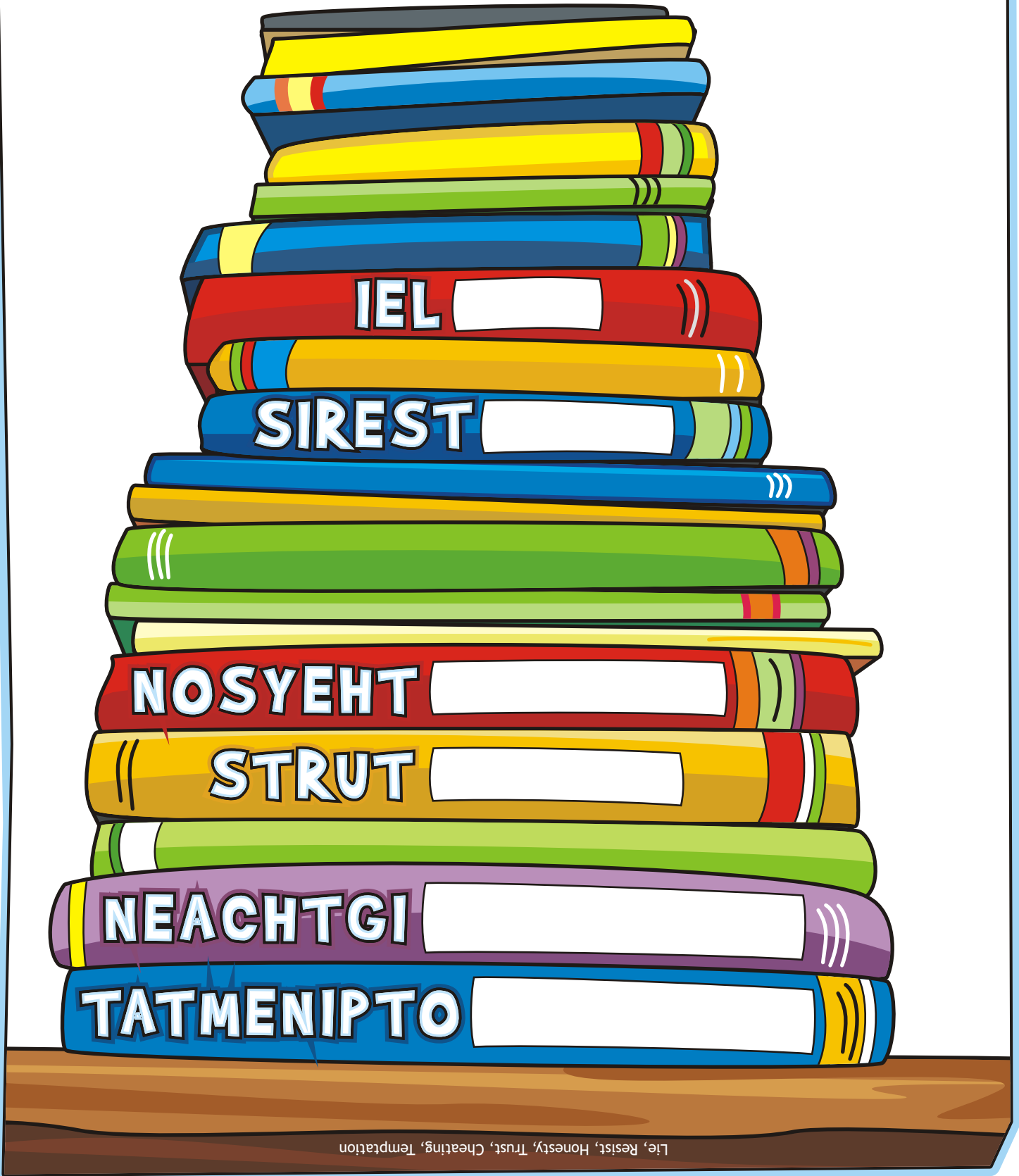
HOMEWORK [Hand-outs]

411 at door
Activity Sheet
[Kids will take home their Quizzes]

Session 3

UNSCRAMBLE

Every temptation can be resisted because God will help us to resist it.




Lie, Resist, Honesty, Trust, Cheating, Temptation

SCHOOL DAYS

Today's 411

Session 1



Theme: Bully-proof

School Topic: Bullies...

Bible Topic: Do not be overcome by evil, but overcome evil with good.

Focus: Follow God's example by loving and praying for our enemies.

Life Point: Love your enemies.

Scripture: Luke 6:27-28 NIV

“But I tell you who hear me: Love your enemies, do good to those who hate you, bless those who curse you, pray for those who mistreat you.”

SCHOOL DAYS

Craft Guide

Following is a list of crafts designed to give kids a hands on experience within the School Days lesson. Crafts can be used weekly, bi-weekly, or at the last week as a big craft fair. The crafts vary in degree of difficulty and are simply ideas for you to choose from. Below you will find practical ideas and great crafts for the kids at your church to discover.

THE BUS STOPS HERE


Kids will get the chance to make an edible school bus being as creative as they'd like. They've all seen a school bus now here's their chance to make one for themselves!

MATERIALS NEEDED:

- 1 yellow mini crème filled snack cake for each child [for the bus]
- Mini round chocolate cookies with white filling [for wheels]
- Multiple colors of frosting [glue]

WHAT KIDS WILL DO:


Each child will receive a yellow crème filled snack cake. Then they will use the round chocolate cookies for the wheels [using the frosting as glue] ... they can use multiple colors of frosting as they would like for decorating their very own school bus.



APPLE SACKS

Kids will get the chance to make their own lunch sack. They can take it home and with a parents help make their lunch for the next school day.

View all of the crafts in the Craft Guide in Kidsworld's School Days CurriculumZine.



SCHOOL DAYS

Supply Guide



Below is a list of supplies you will be gathering or purchasing to implement the CurriculumZine "School Days." The supplies are listed under their correlating segment titles.

Good Morning

All Sessions

Bracelets- *[Oriental Trading]*

Pledge of Allegiance

All Sessions

American Flag- *Local hardware or home improvement store*

Drama

Session 1

Small handheld game/toy- *Local toy store*

Eyeglasses [that can be broken]

Local thrift store

Session 2

Backpack- *Local all purpose department store*

Session 3

Desk- *Local school supply store*

Paper- *Local school supply store*

Pencils- *Local school supply store*

Recess

All Sessions

Whistle- *Local school supply store*

Bell- *Local school supply store*

Session 1

Vests [safety vest]- *Local hardware store*


Index cards- *Local school supply store*

Velcro- *Local school supply or hardware store*

Backpacks- *Local all purpose department store*

Option: cones *[S&S worldwide]*

View all of the supplies in the Supply Guide in Kidsworld's School Days CurriculumZine.




SCHOOL DAYS

Snack Guide

Following is a list of snacks designed to give kids theme related snacks to enjoy during the School Days series. Snacks can be used weekly, bi-weekly, or at the last week as a snack/craft fair.

SNACKS

- Peanut butter and jelly sandwiches
- Just jelly sandwiches
- Grapes
- Strawberries
- Bananas
- Sliced apples
- Fruit snacks
- Snack cakes
- Snack bags of chips
- Crackers
- Cheese and crackers
- Graham cracker snacks
- Donuts
- Rice crispy treats
- Granola bars
- Cereal bars
- Cookies
- Trail mix
- Celery sticks
- Carrot sticks
- Yogurt



View all of the snacks in the Snack Guide in Kidsworld's School Days CurriculumZine.

SCHOOL DAYS

Prize Guide

Use one to two tables in front of the group for prizes. Decorate the tables using school supply items such as a backpacks, folders, rulers erasers etc. Easels with poster boards with fun words that will get kids attention such as fun, prizes, toys, candy, games ... etc. Then fill the tables with all kinds of different sized prizes and as kids answer questions or exemplify Christ like behavior the prize table can be used to pretty much say “good job”...

Kids will watch and learn ... as the kids begin to notice leaders calling out “Amanda come on up here and pick something off this table ... I just noticed you sharing your snack, or giving up your seat, or sitting quietly.” Other kids will begin to follow suit. They will also pay close attention to any question you ask when it may result in them getting to walk up and choose something off that special table. Also you do not have to give a prize for every single question asked ... you can easily use the table to keep the momentum going and give out prizes as needed or when you feel someone has done an exceptional job answering one of the questions. Another idea is to have a **School** and a **Days** table and place smaller prizes on the **School** table and larger prizes on the **Days** table and allow the leader to direct kids to different tables based on the questions asked and then answered.

Also there can be some fun prizes on the list those are to set on the table and then for the leader to give out ... for example apples, or cartons of crayons with the verse written in black permanent marker on them or on a sticker stuck to them. Kids will love to get these fun take away goodies. If a leader was to say, “I have 10 of these apples and I am going to give them out to 10 kids this service who I think are doing a fantastic job at paying attention.” Kids will feel so proud and excited to be singled out and praised for their behavior. They will also love telling their parents the story when they are undoubtedly asked, “Why do you have an apple in your hand.”

View all of the prizes in the Prize Guide in Kidsworld's School Days CurriculumZine.



AT YOUR FINGERTIPS

Keeping current on the trends and culture through a variety of resources.

Over the next few weeks kids will be learning all about subjects surrounding their School Days. We will be talking about subjects such as bullying, peer pressure and staying safe after school.

Below is a guide full of resources designed to help you keep current on the trends and the culture. We believe this guide will help you get a clearer look at the world around the kids we minister too.

WEBSITES

Kaboose

<http://education.kaboose.com>

go there and put the words bullies in the search bar

PBS Kids

<http://pbskids.org/itsmylife/friends/bullies/>

Family Education

<http://life.familyeducation.com/bullies/parenting-problem-solving/34402.html>

Dealing with peer pressure when it's just you after school
kidshealth.org

Is your child cheating?

www.christianitytoday.com


Parenting and child health

www.cyh.com

READING

I Hate School: How to Help Your Child Love Learning
By Cynthia Ulrich Tobias

View At Your
Fingertips in its
entirety in
Kidsworld's School
Days CurriculumZine.



REPLY ALL



Q Do you have any tips to get kids attention when they get rowdy?

A One great way to get kids attention is using a technique we used quite often ... we called it "HANDS UP." When kids get over excited or a little rambunctious, a leader would yell "HANDS UP" and put their hands in the air [holding them up until every child put their hands up]. The kids were taught to put their hands up and be quiet as soon as possible. In the beginning when we were teaching them we would practice this technique by telling the kids to scream as loud as possible and when we put our hands up and said the words hands up they then would have to be quiet as soon as possible. We would continue to practice this until the results were instantaneous. Sometimes we would offer a prize to the team that would quiet down the fastest. We would hold our hands up for as long as needed to regain the kid's attention at which point we would put them down really really fast and the kids were taught to yell very loudly AMEN ... Surprisingly, this worked better than anything we ever tried.

Q What do I do when a preschool age child wants to come into the large group session with an older sibling?

A This is a tough one ... On one hand you want to keep the kids and parents happy by allowing their children the ability to bring their siblings, on the other hand you want **what is best for the child and that is to learn and discover God's principles and learn to apply it on their level.** So my advice would be to make a rule like ... "*right ages ... go in the right places ... to learn at the right stages*" and do your best to stick to it. If for some reason the rule is to be broken, make another rule that the only way a smaller child can come into service is with the pastor's approval. This does

a couple of things, it makes it a little tougher on parents who just want a quick drop off and it also allows you as the pastor/director to bend the rule in a *circumstance you feel appropriate.* Circumstances I have found appropriate are first time visitors where the younger sibling is pretty close in age and is not ready to leave parents ... I would allow this one time. **As a last resort we made it possible for a younger sibling to attend the same services as an older sibling only if the parent wanted to stay and observe.**

View Reply All in its entirety in Kidsworld's School Days CurriculumZine.

