

WELCOME TO

Road to the Resurrection

2 WHAT IS A CURRICULUMZINE?

From the Editor

3 ONCE UPON A TIME

The mission and vision of Kidsworld Studios Inc.

4 @WORK@KIDSWORLD

5 THE THEOLOGY OF KIDSWORLD

6 SURPRISE SURPRISE

A thought-provoking article exploring the value and relevance of this session's theme

7 A DOZEN DONUTS

Twelve new ways to recruit, train, empower and appreciate volunteers

11 THE GUTS

12 BREAKIN' IT DOWN [Bible Points]

13 DIRECTOR'S NOTES [Leader Guide]

21 THE SESSIONS

Get Everyone on Board

Set Up

Before Service Begins

Introduction

Worship and Prayer

Ice Breaker

Large Group Growth Time

Fact Or Fiction

Phrase By Phrase

Build The Verse

Small Group Growth Time

Large Group Game

Wrap Up

Prayer

Handouts

48 ACTIVITY SHEETS [For the Kids]

53 TODAY'S 411 [For the Parents]

58 THE GUIDES

Craft Guide

Snack Guide

Prize Guide

Supply Guide

70 SAMPLE ADVERTISING

74 MAKE IT KIDTASTIC

Theme related tips to reinvent an environment into a kid-friendly, fantastic place

75 REPLY ALL

Frequently asked questions

Check us out at www.kidsworldstudios.com

What is a Curriculumzine...

In the pages of this magazine you will be introduced to an **all-new children's ministry curriculum**. This is curriculum I have developed out of my passion to see millions of kids develop an intimate and lifelong relationship with Jesus Christ.

I have been a children's pastor for many years, and I can't even count the times that, after ordering a big bundle of curriculum, we actually threw half of it away. The big can, box or bag would come in the mail, and then we would all sit down and dissect it. After a couple of hours, we found we had some good material, but **most of the material was not relevant to our ministry**.

Kids today are dealing with divorce, the Internet, death, illness, obesity, drugs, depression, abuse, poverty, anger, bullies, ADD, witchcraft and much more. The curriculums that have been available tend to retell the stories of the Old Testament over and over again. They focus on the similar subjects of love, salvation, God's promises, and forgiveness, with no mention of the many real issues kids today are truly facing. **I love the stories of the Old Testament and believe they must be primary and essential in teaching kids about Christ, but I also believe kids need to be ministered to on their level, where they are.** I think we as pastors need to talk about all the "stuff" that kids today are really dealing with, while using the Bible to give them truth, perspective and a great foundation. If we don't begin to teach a balance of worldview, Biblical worldview, Bible, worship, prayer, and Old and New Testament, **I believe kids could be swallowed up by the enemy, having lots of great knowledge of the Bible in their heads and not in their hearts.**

In the various curriculums, there was just so much "other stuff ... too much stuff." We continually found kids curriculum to be very complicated and lacking creativity, erring on the side of traditional and, honestly, a little boring for the kids we were ministering to. What we waded through were too many directions, and not enough simplicity.

So here at Kidsworld Studios Inc. we decided to redefine the standards for children's curriculum by

pioneering *interactive CurriculumZines*. **CurriculumZines** are relevant kid-centric curriculums targeted at the emerging culture. Each **CurriculumZine** is creatively centered on theme-based lessons and designed in magazine form. By taking on a single theme each month and integrating it into every element of the issue, this curriculum will invite kids and leaders to immerse themselves in the issues relevant to kids' lives. Leaders are given the tools necessary to capture, entertain, educate and transform today's kids.

CurriculumZines are committed to talking about important social issues kids are dealing with in their daily lives. Thousands of kids are desperately in need of information and a Biblical view on so many relevant issues that are bombarding them daily.

CurriculumZines are committed to celebrating days kids celebrate, by designing holiday-sensitive "out-of-the-box" curriculum that offers a Biblical view partnered with outrageous, energetic holiday themes and current topics.

CurriculumZines are committed to teaching the cornerstones of the Bible and to giving kids a solid foundation on which to start their journey with Christianity and their relationship with Christ.

We as pastors and children's leaders must open our eyes to the culture and the world in which the kids we minister to live in. It is quite different than the world we grew up in! **If we are justly going to get involved, make a difference and transform kids' lives, we need to immerse ourselves in their world and show them Christ in ours.**

Immersing,
Tracy

once UPON a Time

The mission and vision of Kidsworld Studios Inc.

Kidsworld Studios Inc. is committed to creating spiritually kid-focused projects, programs support, resources and ministry. Kidsworld Studios Inc. sees kids for who they are and seeks to **reach out to them on their level.** We know the power of the media and understand how kids today are immersed in this ever-changing culture. We at Kidsworld Studios Inc. are prepared to go where they are -- and bring them where God wants them to be.

Kidsworld Studios Inc. is committed to being there as kids grow up -- at their birthdays, at their schools, at their churches and even through their trials. Through custom birthday parties, day camps, travel camps and specialized culturally relevant curriculum, Kidsworld seeks to provide opportunities for **spiritual education, social support** and **cornerstone moments** that will uplift, encourage and build the **self-esteem** of thousands of kids.

Kidsworld Studios Inc. is a safe haven, a resource landmark and a place for kids to feel at home. **It is a place dedicated to kids, their needs and their wants.** The Studio will eventually offer everything from child care to homework clubs. Kidsworld Studios Inc. is where kids will be able to express themselves, whether it is through clubs, camps, curriculum or special events. We will provide networking for kids and families to counselors, schools, extracurricular activities and even restaurants. We are steadfast to support the poor and needy kids in our community through outreaches targeted at children in need, homeless families with children and pregnant teens.

We believe kids today need people and places they can count on. We believe kids need a place to go when they are off track. We believe kids need encouragement and options. **We believe our job is to find out what kids need on a daily basis and find a way to meet that need.** Kids in the hospital need visiting, kids need menus just for them,

*kids need safe environments to grow and learn. Kids need homes, glasses and parents. Kids need prayer, podcasts and parties. **Kids need spiritual mentors, and, yes, we absolutely believe they need Christ.*** Kids today desperately need an innovative Biblical worldview.

Some people are content in ministering to only a part of the child. All of us at Kidsworld Studios Inc. believe that if we truly care about kids, then we must care about everything about them -- what they eat, wear, read, think, need and want.

As Christians, we believe we have a responsibility to help improve our culture and our community. We think kids are the key to the future and the heart of our communities. If we are truly going to get involved and make a difference, we need to open our eyes to the path that can change the course of the future. **That path is kids!**

We believe organizations like Kidsworld Studios Inc. are fast becoming the **churches of tomorrow.** Church needs to be a place where kids can learn about God and be supported *spiritually, emotionally, physically and mentally.*

Welcome to
Kidsworld Studios Inc.
A Church of Tomorrow

@work @KIDSWORLD



PUBLISHER

| KIDSWORLD Studios Inc.

EXECUTIVE EDITOR

| TRACY Carpenter, PhD
| tracy.kidsworld@sbcglobal.net

MANAGING EDITOR

| ROBIN Eddy

ASSOCIATE EDITOR

| JEN Dunn

CREATIVE CONSULTANT

| ADAM Thomas

STAFF WRITERS

| ALEX Rodriguez
| SELINA MARIE Garcia

RESEARCH DEVELOPMENT

| AMANDA Michal

EDITORIAL ASSISTANT

| KIM Ledbetter

WEB AND GRAPHIC DESIGN

| PLAINJOE Studios

THEOLOGICAL EDITORS

| KNOFEL Staton, PhD
| JULIA Staton

KidSworld Studios Inc

PRESIDENT

| MIKE Carpenter

CHIEF CREATIVE OFFICER

| TRACY Carpenter, PhD

©2010 by Kidsworld Studios Inc. All rights reserved. Printed in USA. Permission is given to the original purchaser to print and use these resources for ministry purposes only—not for resale. These resources may not be electronically transferred to or duplicated by other non-purchasing people or organizations.

978-0-9819655-9-8

The Theology of Kidsworld

The word “**theology**” literally means “Word [logos] about God.” We want the children we teach to have a basic understanding about the nature of God and a commitment to apply His character in their culture.

Our basic theology includes the following:

1. There is only **one God**, the God revealed in the Bible [Deuteronomy 6:4; Romans 3:30].
2. All Scripture is **inspired by God** and is profitable for teaching, for reproof, for correction, for training in righteousness; that the person of God may be adequate, equipped for every good work [2 Timothy 3:16,17].
3. In the beginning **God** created the heavens and the earth [Genesis 1:1].
4. The Law is our tutor to lead us to Jesus, **the Messiah** [Galatians 3:24].
5. Jesus of Nazareth is the Christ, the Son of the living God, and Lord. He is the image of the invisible God who came to show us what God is like and to take our sins as His on the cross so we can be saved by **His sacrifice** [John 1:1, 1:18, Colossians 1:16, John 3:16; 1 Peter 2:22-24].
6. **The Holy Spirit** convicts the world of sin, righteousness and judgment [John 16:8].
7. People are saved by faith in Jesus because of **God’s grace** [John 1:12, Ephesians 2:8-10].
8. Anyone in **Christ** is a new creation [2 Corinthians 5:17].
9. God wants His children to mature toward becoming like **Jesus** in attitudes and actions [Ephesians 4:11-5:1].
10. God wants all His children to live in unity with one another [John 17:20-21], to **love** one another as Jesus modeled for us [John 13:34-35, Ephesians 3:14-4:6].
11. The Church is the Family of God, the Bride of Christ, the **Body of Christ** to continue the **Father’s love** [Ephesians 4:14-19], the Spirit’s fruit [Galatians 5:22-23] and the Son’s service for mankind [John 20:21, Matthew 20:26-28, Matthew 28:19-20].

With this basic theology, our desire is to partner with churches by teaching their children with creative methods. In the end they will love the Father, apply the fruit of the Spirit, serve people as Christ’s representatives/ambassadors and become adults who will make positive differences in the world. Within this basic theology, a congregation can be comfortable sharing its distinctive, unique, and important emphases.

SURPRISE SURPRISE

Why “Road to the Resurrection”?

Road to the Resurrection is one of the two special editions Kidsworld Studios Inc. will produce over the next year. Christmas and Easter are huge holidays and there are so many crafts, snacks, and fun options for kids to experience as they celebrate Jesus birth and His resurrection. **We wanted to create a few issues where we were able to veer slightly from the norm to allow for more flexibility and creative options that would in turn complement the spirit of the holidays, and allow kids more drama, more crafts, and more fun!**

This particular CurriculumZine will have only four weeks as compared to the five weeks typical to our line of resources. **Furthermore many churches have family services, traditions and special presentations etc. already programmed for the holidays, and we wanted to make this issue customizable and full of options, with the purpose of complementing possible existing curriculum or prior programming as well, so that is exactly what we did!**

Kids will learn about the days leading up to the resurrection and about the people who were there. **They will have an opportunity to use crafts to memorize the different stories that surrounded the death and resurrection of Christ.** They will discover the great commission and be given an opportunity to reach out to their communities and show the love of Christ to others. **This particular CurriculumZine will have an expanded “Craft Guide” jam packed with all kinds of innovative and fresh craft ideas, as well as an many interactive Easter activities kids will love!**

The Road to the Resurrection is an expression of a two really vital elements of the Kidsworld Studios Inc. mission and vision... **celebrating days kids celebrate, and teaching the cornerstones of the Bible, both will help to give kids a solid foundation by which to start their journey with Christianity and their relationship with Christ.**

Kids will learn Jesus is their Savior, how He rose from the dead and especially how He is alive today. Those who have not had the chance will be given an opportunity to invite Jesus into their hearts and lives. **Kids will celebrate the resurrection of Jesus, be encouraged to learn and pass on the stories of the Bible, discover how important it is to tell others about His message and serve others first hand.** They will find out how important it is to show others they love Jesus through their very own Godly actions. Kids will ultimately learn the true meaning of Easter!

A DOZEN DONUTS

Twelve new ways to recruit, train, empower and appreciate volunteers

1. THE GREAT COMMISSION!

It is possible to grab new people in a way they would never expect. One way to do this is through the kids. We all know how good kids can be at inviting tons of friends to church. **Many churches spend plenty of money and time toward the process of getting kids to invite friends. They give prizes, hold camps, have special guests etc. What many churches do not do is have kids as their constant messengers...** inviting adults they know and love to serve. **Challenge kids in your services to see how many people they can invite to your next orientation.** Give kids actual invitations, t-shirts (let them be your billboards), or even inspiring DVD's. Encourage them give the items to their parents and their parents friends. A lot of leaders feel as if they don't want to open the door that wide, people who serve need to be committed and have a heart for kids. I agree in philosophy, but **I know that if one hundred new people attended one of our orientations, many would leave with a new renewed heart for kids and a brand new call to serve.** Of course some would learn about the ministry and its vision and realize the timing is off or quite possibly it's not for them, however one great thing is everyone can leave praying for your ministry. The Holy Spirit has ways of giving us a sensitive spirit and calling us to service. So I now believe open the door as wide as possible at first. I am not saying everyone is coming in, but **I can guarantee the ones who come in will be thankful a small little friend of theirs invited them.**

2. BE THE BUNNY

It is very critical to catch people doing well and affirm them for their efforts. **Thanking people is definitely appreciating them, but affirming them is somewhat different.** To affirm someone you must know yourself the trait or behavior you are looking for. It is similar to giving someone directions to somewhere you have been before, and along the way, at a certain marker they call you to see if they are in the right place and going the right direction. You then are able to tell them if they are on the right path to getting to their desired destination. **The key to affirming correctly with great results... is the person affirming is going to have to be able to recognize the landmarks.** To recognize the landmarks along the way a person must have traveled the road. It is an outward confirmation of an inward realization. **This is one reason why your leaders need to be equipped to lead before they can truly lead others. Just remember...affirmation can bring a person all the way to the destination as long as they know the person affirming them has traveled the road.**

3. DIG DEEP

Be willing to have quality not quantity. Not everyone is ready for ministry and some people volunteer for the wrong reasons. **You have heard it before... get the right people on the bus and get the wrong people off the bus.** For today's ministry to be effective, it is all about relationships. Your volunteers need to be there for the right reasons and show up to serve faithfully, if they have any chance at developing lasting relationships with kids of this generation. **Don't be afraid to raise the bar and keep it there.** People go through difficulties and some have difficult personalities. You must protect the healthy volunteers and be willing to get your hands dirty sometimes to protect your environment.

4. WHO GROWS THE BIGGEST CARROTS

Benchmark...learn from the best. There are some really great teams out there. **There are some fascinating, energetic creative examples of people working together and accomplishing great things.** Disneyland, how do they do it? I know they are not a church, but we can learn from them. Willow Creek Church and even Walmart. You do not have to look more than a couple minutes to find someone doing what you are trying to do and doing it well. Visit other churches, visit other organizations the same size as ours that are remarkable. Read books about great teams like Good to Great or The Big Idea. Don't you ever wonder how the air traffic controller works it all out? **The answer is not always money.** Disney does not pay much at all, yet people are on board and have bought into the vision. This area may take a little homework. Attend conferences, listen to big ideas and big thoughts and try to implement a few. Go to the city or to the police department. Think about who has great teams. World vision and Invisible children are two great examples... **It won't be long and people will be benchmarking you and your church...if they aren't already!**

5. INVITE THEM ALL TO EASTER DINNER

Never assume you're finished recruiting. As leaders with a list, we tend to believe we need a certain amount of people to accomplish a certain task. We as leaders call it being organized. **The sometimes overlooked fact is, in ministry, we are never finished.** We never have enough people and we never will. If we get comfortable and assume we are finished for the time being... we will be. **Ministry is alive, changing and growing. We need to do the same. If we have filled the twenty five positions we needed, then it is time to enlarge our ministry to make room for the next twenty five God wants to bring into our midst.**

6. RESURRECTION

Stay informed. Take old ideas and make them new again...Sometimes it is just a little turn or a little tweak that takes that old idea that used to work and makes it fresh and able to work again. If your monthly appreciation seems to be dwindling change the location. If you are not receiving any bites on your bulletin ads, change the wording and placement of the ad. If people are not showing up and you are calling every week, try sending them a note. **Be informed as to what is working as far as recruiting, training, empowering, and appreciating volunteers.** Even the biggest most successful organizations re-invent themselves. Read blogs from other well known Pastors and Children's ministry magazine. **Find out what the pulse of the people is and stay on it. Don't allow your ministry procedures to become stagnant for lack of knowledge.**

7. HUNT FOR THE EGGS

Many leaders tend to allow a few people to do a lot of the ministry. They see a couple people doing really great, being really faithful and begin to give them more responsibility and attention. A good

ministry leader looks for the gifts God has given, however small, in each volunteer and helps them to learn to use them. **Many volunteers are just waiting for someone in leadership to tell them what they think God may be doing or how God may be moving in their journey of service.** The volunteers trust their spiritual leaders and God entrusts the volunteers to the ministry leaders. It is a bit like parenting. We allow our kids to experiment a bit with foods and even college classes to help them find their fit. It is the job of the ministry leader to help the volunteers find their fit too. It is not an easy job. **Much prayer and consideration must be taken with each and every life God puts in your hands. When you walk through the different services and classes pray for God to show you how He wants to see the various volunteers used within your church.** Gift test them or make a big list and begin to write different gifts next to different volunteer's names. Ask your staff or other volunteers what gifts they have observed. Use everybody's eyes to unfold the story. Then begin to place them in areas which will utilize their gifts and display their talents. The number one complaint of a volunteer is, "I just don't really do anything...they really don't need me."

8. GIVE BASKETS AWAY

Never underestimate the power of delegation and empowering others to lead. You can read ten books on assimilating ministry or what makes a successful ministry or team, and you will find delegation is present in each book right at the top. I am not sure why it is so hard for people to give responsibility away. Some believe it is because they think they can do it better or faster themselves. Others believe they have a big need to be needed... I am sure there are many opinions on this subject. I am also sure if you have been in ministry for longer than a month, you have found someone along the way in leadership, who just plain fails to delegate. **The only way to empower volunteers is to delegate to them.** Now, I am not talking about delegating the chores, or the check in. I mean delegating things of greater importance with greater responsibility. Many very intelligent, capable people step up to serve. **You may have this great volunteer who you only feel comfortable letting them cut out the stars for the craft, but in life they are a brain surgeon and hold life and death in their hands.** People will not stay in your army very long if they are not being used. Delegation is scary sometimes because of the weight of what we are doing as Christian leaders, **but we must find more challenging and fulfilling roles for our volunteers.** Some of the best leaders, teachers, and even children's pastors don't pick up a paycheck. **Never underestimate anyone.** How would you feel if you went to a church and felt this great call of God to serve and help the kids and week after week all the leader asked of you was for you to watch the door, or sharpen the pencils and write out the name tags? You would probably decide your gifts could be better used somewhere else. I am not saying that our volunteers should never do easy tasks, what I am saying is our volunteers need to feel as if what they are doing is meaningful.

9. IT'S NOT ABOUT THE BUNNY

Make sure your information is accurate and have regular orientations. You live all the ins and outs of the ministry you serve. You know exactly what the rules and ratios are. The new flood of workers...assume they know absolutely nothing. Please don't tire of retelling it. As time goes on the orientations and binders of important information just get shorter and shorter. **Take the time to go over everything in the beginning. What if a child chokes?, Where do I get my team wear?, Wear do I throw my trash?, Why can I not be alone with children?, Who do I call if I can not be here?, Who is my direct supervisor?, What time should I show up?, Where do I go?, Where are the crackers kept?** Take the time. People feel powerful when they are informed. Give them correct information. The first time you don't is the first time they will be put on the spot by a parent with twenty questions and not know the answer. This will make them feel incompetent and make your leadership look weak. **Failure to inform your volunteers and leaders can eventually water down how important your policies and missional values are to the success of your ministry.** Also keep information correct on what ages go where and also what programs are in full swing and which ones are on their way out. **Your volunteers are your mouthpieces** and it is so fantastic when you walk by and hear one of them telling a first time visitor how amazing the program is. It is even better when they walk up and introduce you to the friend they have been telling all about the ministry and they want to let you know their friend has decided to sign up and serve regularly.

10. SUNRISE SERVICE

At every opportunity cast the vision. People want to be a part of something they understand and can articulate. **They want to hear all the amazing stories of salvation and all the excitement and passion coming from other volunteers and leaders.** They want to be a part of something big...who doesn't? The vision of your ministry is why you are there, why you are committed and called to do what you do. People want to see the big picture. **They want to be along for the journey. They want to know what the dreams of the ministry are and they want to celebrate when those dreams begin to become a reality.** Let them experience it with you. Cast the vision...at every opportunity, at every meeting, every conversation, and every phone call, every breath, breathe vision. It is the job of the ministry leader to ignite the fire. Sometimes as leaders we take it for granted and believe that our volunteers, parents, congregation, fellow staff, even kids get it. We assume incorrectly they know why we're here...[they know we need help, they know we want to see 5000 kids baptized in the next 10 years]. Some do... the ones you are telling and reminding do. Others may just plain be thinking about flu shots, and football. They are trying to stay close to God and keep their schedule straight. Believe me they need you and your team and your staff to be echoing the vision so many times they dream about your ministry at night. **There is a lot of healthy and unhealthy competition for your volunteer's allegiance. Give them the honor to align with your ministry and its values and mission.**

11. HE HAS RISEN

Give your volunteers mentors, role models, master teachers, one on one people dedicated to seeing them succeed and people dedicated to living the vision, mission and values in front of them. We all need a person to look to, to look up to, to inspire us toward greatness and greater spiritual depth. We need training. We need patience and leading. **Most importantly give them spiritual mentors, people who will hold up Christian values in front of them and lead them to their next step toward Christ.** Give your volunteers permission to make mistakes and give them someone to talk to. Kid's ministry is challenging, if its not, then you are doing something wrong. **Support your volunteers and give them the best chance at becoming leaders by linking them with others who know the ropes and will lead them through the maze especially the first few months of service.**

12. HOP ALONG

Keep doing what you know works: Give out coffee cards, put an ad in the weekly bulletin, personally invite friends and strangers to join your efforts, send thank you cards, give goodies, have conferences, have meetings just for affirmation, buy breakfast, give away books, have great advertising, use cute gimmicks, take photos, pat people on the back, pray for them, listen to them, send flowers. **Know your team inside and out, know who your upcoming players are, know who is on your farm team, know your opponent and know the game.**

Breakin It Down

The Sessions SPECIAL EDITION

Session & Theme	Road to the Resurrection TOPIC	Bible TOPICS	FOCUS	Life Point	Scripture
1 The journey to the cross	Through an interactive game , kids will learn the true meaning of Easter and celebrate the resurrection of Jesus	Death and resurrection of Jesus, the Savior	God paid the price for sin and those who believe in Him can have eternal life	Let the message about Christ fill your life	Luke 22-24 [NIV]
2 The last supper	Through a series of interactive crafts , kids will learn the true meaning of Easter and celebrate the resurrection of Jesus	Death and resurrection of Jesus, the Savior	Tell people who have not heard about Christ ...all about Him	Pass on the stories of Jesus	Luke 22-24 [NIV]
3 Jesus is crucified	Through an interactive skit , kids will learn the true meaning of Easter and celebrate the resurrection of Jesus	Death and resurrection of Jesus, the Savior	Learning the stories of the Bible is an important part of growing in Christ	Memorize Scripture	Luke 22-24 [NIV]
4 Jesus has risen	Through a series of interactive activities , kids will learn the true meaning of Easter and celebrate the resurrection of Jesus	Death and resurrection of Jesus, the Savior	Jesus rose from the dead and is alive today	Celebrate the Resurrection of Jesus	Luke 22-24 [NIV]



Road to the Resurrection

Director's Notes

GET EVERYONE ON BOARD

This is the time to get everyone on board with the details and direction of the session. It is so helpful when all the volunteers, teachers, leaders, etc., are on the same page when the service gets going. This curriculum is energetic and full of fun, quick transitions, so the more informed the team, the smoother it will go. The curriculum is broken into segments so it is easier to switch leaders quickly. Allowing different voices and different leaders to do special things always makes things more interesting for the kids. Leaders can be assigned to lead different segments of this series. This allows more leadership opportunities and more slots for people to teach and serve.

If your ministry has technical support, this is the time to go over the songs for worship, as well as other fun music or videos. Fun, upbeat songs or cartoon and movie soundtracks are great additions to the transitions as well as the segments themselves. Movies or TV shows can be played in the background for effect as well. Look for age-appropriate comedies, cartoons or reality TV that will complement the session's theme.

This is also the time to hand out to the leaders the answer keys needed to implement the Small Group Growth Time. They will use the answer keys to help kids deepen their learning through their small-group experience. This is a great time to pray for the session, the kids and the leaders. It is also the time to hand out any supplies and other materials needed to set up the various areas and make the session/lesson/message a success. **[There will be no Small Group Growth Time this particular series due to the fact this is a special edition]**

SET UP

Volunteers set up in their areas. Use the Make it Kidtastic suggestions to help reinvent the environment to a kid-friendly, fan-tastic area. Leaders should already have been given the supplies they need during the Get Everyone on Board segment. Allow them time to get their areas set up and ready to receive the children.

BEFORE SERVICE BEGINS

After children are checked in and seated in their seats, kids will all be given a little something. Feel free to give the items listed in the curriculum [Prize Guide] or choose items of your own. This point in time is when it is appropriate to get kids excited about the theme and topic. This is a great time to introduce and /or remind them what the session's theme is and to make them feel welcome and comfortable in your environment. Use a black permanent marker or different colored markers to write the session's verse or theme related nugget on the item that you're handing out. If you don't have enough volunteers to write the verse yourself, then allow the kids to write it for themselves when they enter the session.

OPENING INTRODUCTION

Take this time to say hello to the audience and welcome newcomers. This is also the segment where a small

introduction on the day's theme and lesson is accomplished. You want the kids to be excited and full of anticipation on what is coming next. Depending on the size of the group you have, this can be done with one leader, with multiple leaders or with all the leaders you have. If you are doing church in classrooms, then one teacher/leader can do the introductions, and if you are in a very large group, then a few people can come up on stage and do a shout-out of praise and welcome all the kids. With all the segments, the goal is to get a great response from the kids and the message -- not the way in which it's done. Be creative and use your team to pull off action-packed, fun introductions. An option is to introduce the leaders by name and, if you are operating with small number of kids, to actually introduce the kids as well.

The main thing here is to really raise the energy level, enthusiasm and attention level of the kids. The leader of this segment needs to be very outgoing and infectious. This segment is short but will set the mood of the session.

WORSHIP AND PRAYER

As kids are seated for their Large Group Growth Time, invite them to participate in corporate worship. Ask them to stand, raise their hands and lift their hearts to God. Plug in your own worship segment here. Sing, praise and rock the house for God.

Excerpt taken from a past CurriculumZine called Go Green ...

What do you recommend and what ideas can you share to enrich our children's worship experience at our church? *"I have a lot of passion for worship. If you have seen me speak or have read any of my articles, you would probably see the thread of this passion throughout much of my teaching. I believe the main thing to remember is kids can worship. Traveling the country and observing many other children's churches engaged in worship, one thing tended to stand out quite often: I simply saw the kids singing songs, and the leaders standing up front in a very animated way leading the songs. Sure, they are kids, and singing songs to God is praise, but what sometimes gets missed is that **elementary kids can enter into full-fledged worship**. They can bow their heads, close their eyes, raise their hands and be in the presence of the Lord. I have seen it -- I have seen hundreds of children worshipping, truly worshipping! I have watched a 4-year-old child so into worship and so into His presence, it was breathtaking.*

*Kids like to sing songs their parents are singing. I believe songs like "Father Abraham" are more for preschool-age children than elementary-age children. I would suggest going to your local Christian bookstore and finding out what is playing on the radio. What CD is in your player? Find some great CDs with upbeat, loud, fun music and let the kids really get into it. As the adults are leading worship, encourage them to **worship along with the kids** -- not pretend to. I have seen a lot of leaders participating in worship, but not themselves worshipping. Buy songs your leaders will want to worship to, then when the music starts playing, your kids can observe leaders who are authentic and moved by the Spirit, because that is what is going to take your worship to the next level. **Kids will emulate them**. Worship is experiential, and it is our job as leaders to help kids experience Christ, not merely create a fun time of song singing and hand motions. Let them enter in." [Children's Pastor Tracy Carpenter, Ph.D.]*

ICEBREAKER

[There will be no Icebreaker this particular series due to the fact this is a special edition, skits will be incorporated into session three.]

This segment is a short skit designed to introduce the theme and the session's topic. This is the segment to go all-out. A big thing you want to accomplish in this segment is to introduce an interesting point that needs a conversation. The idea is to break the ice with difficult subjects that the kids may find difficult to discuss. Sometimes the icebreaker will evoke emotion, other times it will be humorous. This time is simply designed to introduce what is coming up from a child's perspective. The goal is to keep kids guessing and keep challenging them to go deeper in their understanding of their culture and their understanding of God.

LARGE GROUP GROWTH TIME

[The Large Group Growth Time will be used this series to implement the various interactive special edition components. Kids will explore the Resurrection of Jesus and learn through a series of interactive skits, games, crafts, and activities about one of the most celebrated events in the Bible!]

The Large Group Growth Time is normally where the kids will get the opportunity to see the big picture of what

is really going on around them. In the various CurriculumZines, kids learn about grief, gossip, school antics, marriage, nutrition, even sports and the meaning of different holidays. **The Large Group Growth Time is designed to help them to grow in their awareness and knowledge of topics and issues they not only face daily, but are being forced to respond to minute by minute.**

This segment will characteristically expose them to words they have never heard before, and at the same time hit a nerve with some of the information they have been hearing or seeing and situations they may be exposed to in their everyday lives. Sometimes the kids have not yet been exposed to something we are talking about, and this is great because they get to learn the Biblical worldview and they get to learn a fresh perspective to not only apply to their own lives but share with their friends as well.

This is the time to open the conversation. This particular series is a bit different than, say, a series like "Trick or Treat." Instead of talking about tough issues like witchcraft and demons and other sometimes "scary" subjects [but nonetheless very important subjects for kids to get truthful information about], we will use this time to sometimes nudge the kids' funny bones and bring out all kinds of fun, interesting facts about the theme and topic. [We can't always teach everything about the occult or the Internet in an hour on Sunday, but we can sure open the conversations and let kids know we are willing to talk about whatever they are facing and we are ready to stand up for what is right and encourage them to do the same.]

Choose questions here that best suit your population of kids. Some churches may have younger kids and some older in their elementary group, so go as deep as you feel you can. Use the time to *introduce* the various topics and, if needed, explain what is "Fact" and what is "Fiction." During Fact or Fiction, kids will be voting. There are a few ways to present the questions and allow kids to vote.

One way is to allow *one kid/one vote*: A representative is chosen for each team, and the kids can scream or meet quietly to discuss their answer, and then tell it to their representative, who will essentially cast the vote.

Another way is to allow all kids to *vote corporately*: Take a consensus for each team, and ...one vote per team can be tallied for each correct answer.

The last way is to call on *individual kids* to answer the Fact or Fiction questions and allow them to individually cast their votes.

Prizes can be given as a group at the end of Fact or Fiction, or leaders can allow kids to come forward as they answer questions correctly and choose or receive small prizes or the leader can hand out small prizes as it progresses. There is a **Prize Guide** included in the curriculum with lots of suggestions for prizes and different ways to give them away.

Following the **Fact or Fiction** segment, kids will learn the true meaning of the Bible verse and how God intended them to understand it. Through a short segment called **Phrase by Phrase**, the leader/teacher will break down the verse by explaining it in bite-size chunks. This will help kids understand the meaning of some of God's most powerful passages.

After they have learned the meaning of the verse, they will compete in a contest. Both teams will have the opportunity to memorize the Bible verse/point and compete to see which team is really paying the most attention to the phrases of God's Word. The winner may receive a prize [See Prize Guide].

Fact or Fiction

[An expanded Fact or Fiction segment will be found in session one, for this special edition.]

Through a series of RELEVANT statements, kids will discover interesting facts about the culture they are living in and the theme and topic of the session. These questions can be presented in an assortment of ways. The leader may choose to read each question aloud, use a PowerPoint or refer to poster-size boards. They can ask volunteers to read the questions or even hold the board. *The more the kids are involved in the process, the more they will take ownership of the message.* So feel free to involve the children as often as possible. During this segment kids will be asked to contemplate if what they are hearing is Fact or Fiction. The leader can reiterate the correct answer in a fun affirming voice and congratulate kids as they choose the right answer.

The first step to helping kids gain passion about relevant issues is to help them gain understanding into the many diverse issues existing today. To do this, we want to raise awareness within them. Kids are exposed to a mixture of information on a variety of subjects. Some issues they may have a broad knowledge of -- for example, the facts about video games, sports or television shows. On other subjects, such as the Internet,

crime, divorce or even navigating their Bible, their knowledge may be much more limited. Kids today have no way of knowing how many pounds of waste are piling up at the dump or how many kids their age have diabetes or other illnesses. We want to raise kids up in Christ, kids that will change the world around them. **This segment is designed to offer them a fresh perspective into the worldview while at the same time teaching them valid perspectives into the theme and topic of the session.**

The segment should be light and move fairly quickly. Through the various CurriculumZines, kids can have fun discovering all kinds of interesting facts about the Bible and different issues they are dealing with in their everyday lives: bullies, family pressures, computers, peers, sibling rivalry, video games, health, death, fear and many more...

Prizes can be given as a group at the end of Fact or Fiction or leaders can allow kids to come forward as they answer questions correctly and choose or receive small prizes. Another idea is to have the leader hand out small prizes as the questions progress. There is a **Prize Guide** included in the curriculum with lots of suggestions concerning prizes and different ways to give them away.

Phrase by Phrase

[There will be no Phrase by Phrase this particular series due to the fact this is a special edition.]

The Phrase by Phrase segment is used to break down verses. Some verses are simple, and others are more difficult. The first thing is to define the words in the verse. In a verse like John 3:16 [NIV], where it says, "For God so loved the world, that He gave His one and only Son, that whoever believes in Him shall not perish but have eternal life." It is important to stay true to Scripture, and sometimes it is very valuable to just plain break down the words. Kids need to know what words like "perish" and "eternal" mean. Even words like "heaven," "rage" and "covet" may need to be explained simply and quickly, before kids can actually learn a verse's meaning and then learn God's perspective in writing it.

What do you think?

This is part of the Phrase by Phrase segment and is used to open up the leader's insight into what the kids think they are hearing. This is the segment where it is very important to listen carefully to what the kids are thinking and saying, and then **dig into the verse** a little with them. For example, loving your neighbor could mean baking a cake for them, or it could mean praying for them. Even the simplest verses mean many things to kids. How about "your body is a temple" or "don't rush to anger"? It is essential to flesh out all the various ideas of what a verse *could* mean or *does* mean to **them**. Even ideas kids have gotten from school or other Bible lessons are important to pay attention to. They may be right on, a little off or have no idea. **Listen to what they think the verse is saying. Sometimes the verse is literally saying one thing and means something else figuratively. This is just a simple way to help kids understand the complexity of God's Word.**

What does God think?

Through an interactive Q and A, kids will learn God's perspective on the verse at hand, the theme at play and the worldview on the table. This segment is designed to offer kids a **Biblical** worldview. **They will be challenged to think deeper, live differently and love God with all they have.**

These questions can be presented in an assortment of ways. The leader may choose to read each question aloud, use a PowerPoint or refer to poster-size boards. They can ask volunteers to read the questions or even hold the board. The more the kids are involved in the process, the more they will take ownership of the message. So feel free to involve the children as often as possible.

Prizes can be given as a group at the end of Phrase by Phrase, or leaders can allow kids to come forward as they answer questions correctly and choose or receive small prizes. Another idea is to have the leader hand out small prizes as the questions progress. There is a **Prize Guide** included in the curriculum with lots of suggestions for prizes and different ways to give them away.

Spend time reiterating correct responses to the questions and ample time affirming kids who participate.

Build the Verse

[There will be no Build the Verse this particular series due to the fact this is a special edition]

Kids will be seated in two teams. There will be two leaders, one representing each team. Both leaders will face their group and have a stack of large boards with the verse written on them propped up in front of them.

The verse will be split into two sets of boards, one word per board. For example, each team leader will have every other word of the verse in sequential order. So for Romans 12:2 [NLT], "Do not copy the behavior and

customs of this world, but let God transform you ..." one team would see the board with the word "Do" on it and the opposing team would see the word "not," then the word "copy," then "the," back and forth.

When the kids see the word, they must shout it out. The leaders are responsible for revealing the words in sequential order to **build the verse**. The leaders will take turns allowing one board at a time to fall forward only after the word has been said correctly. As the kids take turns reading the word they see, they will be consequently building, learning and memorizing the verse. As the kids begin to get the concept, the leaders can allow the boards to fall quicker and quicker, making building the verse a little more challenging with each session.

There are essentially four rounds to this verse segment. The first round is where both teams see all the boards and take turns saying the words out loud until the verse is completed. (This may take a couple of times ...)

The second round is where one team leaves their boards face down and the other team sees their boards and reads them aloud. With the help of the other team saying every other word, the team with no boards showing will then try to complete the missing words, without seeing them, as the boards are falling.

Round three is where the opposing team then must try to complete the verse from memory with only the help of the other team using their boards for every other word of the verse, until it is completed.

Round four is where both teams are unable to see any boards. All boards are facing the floor, and the kids must try to go back and forth, alternating word for word, saying the verse from memory until it is completed. It is valuable for the leaders to know the verse and help the kids through it. It is also helpful to count the kids off so everyone starts at the same times. The team that comes closest to saying the verse accurately and loudly from memory wins a prize. [See Prize Guide]

Encourage kids to work together to build the verse. When they have accomplished the building of the verse, congratulate them on their great teamwork.

Allow a couple of practice rounds in the beginning, until the kids get the hang of it. It is helpful to have a leader standing in front of each team and instructing, pointing and helping the kids follow along.

SMALL GROUP GROWTH TIME

[There will be no Small Group Growth segment this particular series due to the fact this is a special edition. Crafts and Snacks can be added at any time during the programming. There is a complete Snack and Craft Guide for this special edition. There is also an expanded craft activity in session one.]

This is the Small Group Growth Time segment. This can be done in a classroom setting or a children's church setting using a variety of ratios. In the classroom, a 1:1 or a 2:1 ratio of kids to adults can be used, where in the large group a 10:1 or even a 25:1 ratio can be used. **This is the time to take children at different ages, different stages and different phases to different places.** Allow them to share, learn and take the next step toward their relationship with Christ.

The Small Group Growth Time is the place for kids to be nurtured in a safe environment, a place where they feel encouraged to share without judgment. When we are talking about issues within our culture, kids will respond when we let them. Some issues like divorce, Internet predators and the occult may be more difficult, where topics like prayer, kids' health and marriage may be a little easier. Either way, they will be confronted with the message of the day and be inspired to take that message and apply it to their lives, right where they are.

Kids will receive a *sheet* every week. Leaders will receive answer keys to the coordinating sheets. The kids will complete their *sheets* on their own, then as a small group they will go over the *sheets* and then have a brief discussion about the subject matter. The *sheets* contain five questions about the Fact or Fiction segment, a couple of review questions about the Bible verse, some powerful life applications and a few discussion questions.

Kids will be encouraged to take their *sheets* home after they have been discussed, to share with their families what they are learning about.

The Small Group Growth Time is also time that can be used to bring the choice of crafts and snacks into the curriculum. There is usually an opportunity during the last session for kids to participate in multiple hands-on craft projects. The best thing is to create a balance of curriculum and variety for the kids. For example,

one week during Small Group Growth Time kids can be given a fun snack to eat while they are completing their sheets, and the next week maybe only the leaders discuss the discussion questions and have the kids do a craft and take their sheets home. **Do what complements your population of kids.** Another idea is to save all the crafts for the last session and give snacks every week. This is your curriculum, and the flexibility is built in purposely so you are able to assess the need and mood of your congregation of children and respond accordingly.

Examples:

#1 Choose to add a craft to the Small Group Growth Time. As a small group, do the craft together before passing out the handout. If choosing to add a craft to the small group, choose a craft from the Craft Guide. If you choose to do a craft, you may send the sheets home with the kids.

#2 Choose to add a snack to the Small Group Growth Time. Pass out a small snack before kids are given their handouts and allow them to eat their snack while they are filling out their sheets. If choosing to add a snack to the small group, choose a snack from the Snack Guide.

Prizes can be given as a group during the **Small Group Growth Time** segment or leaders can allow kids to come forward as they answer questions correctly and choose or receive small prizes. Another idea is to have the leader hand out small prizes as the discussion questions progress. There is a **Prize Guide** included in the curriculum with lots of suggestions for prizes and different ways to give them away.

Prayer

Take prayer requests, then emphasize to the kids how great God is. Reiterate the awesomeness of God. Share with them that God loves them. Ask the kids in your group if any of them do not know Christ and take this opportunity to ask them to invite Christ into their heart and life. Remind them that God cares about every little or big thing they are dealing with. Encourage them to read their Bibles and pray daily.

LARGE GROUP GAME ACTIVITY

[A Large Group Game Activity will be found in session one, for the special edition.]

After kids are back in their large groups, they will play a *high-energy* game to enhance the lesson, message and theme. Kids from each team will be chosen to represent their team. Kids love healthy competition, and this segment is designed to get them up, get them screaming and get them interacting and engaged in hands-on activity. This segment will give kids a chance to be kids while enjoying their friends and getting to know their leaders. There have been many studies on how to build relationships with our kids. Many studies have found that playing games is one way for kids to build quality relationships. There is something to be said for playing with them. Please do not underestimate this time. It may be the most valuable segment you have, because if we really want a chance at ministering to the kids that attend our services, we must build relationships with them.

A bell or a whistle will be used for this segment.

WRAP UP

This is a quick segment designed to reiterate the key to unlocking the message, theme and verse. It is designed to give a nice snapshot of the Biblical worldview and encourage the kids to apply what they have learned.

PRAYER

This is the closing prayer time. This is a great time to allow God to move among the kids and allow the kids to pray aloud. It is fun to have a few kids come forward and **allow them to pray as well.** Pray slowly and **always allow kids to follow along and repeat after the person praying** so they may internalize the prayer and learn to pray aloud.

HANDOUTS


Every session there will be handouts for the kids and parents to take home with them. There are two types of handouts. The first one is the "411 at the door" -- **this is for parents.** This gives parents a breakneck-speed look at what their kids are learning. The other handout is a one-page activity. Kids will have word scrambles and word searches and various activity sheets. These activity sheets are designed to be FUN because kids have homework all week. They will be also taking home their Small Group Growth Time sheets, where they have circled different life applications they have committed to for the upcoming week. One option is to ask kids to bring back their

Small Group Growth Time sheets completed the following week with parent signatures and notes regarding their progress on their life applications on the back, at which time they will receive encouragement, recognition or, if possible, a small prize. This series will offer a "Parents Guide to Keeping Kids Safe on the Internet," as well as a very informative "At Your Fingertips" that can be used as a handout on whichever week you feel suits your population of kids the best. [See Prize Guide]

Giving [Offering]

Offering can be done at any time during the service. It might be fun to use various theme related items to collect the offering in.

This curriculum, all verses and Scripture references are taken from the NIV translation.



Road to the Resurrection

Session 1

Theme: The journey to the cross

“The Road to the Resurrection” Topic: Through an interactive **game**, kids will learn the true meaning of Easter and celebrate the resurrection of Jesus

Bible Topic: Death and resurrection of Jesus, the Savior

Focus: God paid the price for sin and those who believe in Him can have eternal life

Life Point: Let the message about Christ fill your life

Scripture: Luke 22-24 [NIV]

GET EVERYONE ON BOARD

All volunteers gather to get assignments and general information, and to pray.

SET UP

Volunteers set up in their areas.

BEFORE SERVICE BEGNS

Give every child a small trinket with the session's theme and verse written on it. This will help to reiterate the session's theme and verse. This will be a daily reminder of what they have learned at church and inspire them to share it! [See Supply Guide]

INTRODUCTION

This is an introduction to the lesson. Volunteers welcome the audience and raise the energy level. Volunteers can give out a few prizes. [See Prize Guide]

"Welcome to **'The Road to the Resurrection'**! Did everyone get a trinket? I am going to say **'Road to'** and you are going to say **'the Resurrection.'** Are you ready? Here we go. **Road to** [the Resurrection] **Road to** [the Resurrection] **Road to** [the Resurrection]. Great Job!

"Today we are going to be learning all about the journey to the cross. We will talk about the death and resurrection of Jesus, the Savior. We are also going to talk about how God paid the price for sin and those who believe in Him can have eternal life. God wants us to let the message about Christ fill our life. When we start to understand God's will for our life, we are truly able to serve Him better. Today we are going to play a fun game and all of you are going to be a part of it! Today is going to be so fun! Are you ready to get started?"

We are going to read the Easter Story out loud...are you ready?"

Option: Make the story more interesting by changing the voices throughout the story...another idea is to have a few people hiding with a microphone and when the buzz words are touched on... they actually say them in *different* voices... the voices will appear to be coming from the air...this will really grab kids attention. [See Directors Notes]

The Story of Easter:

Jesus is the son of **God** and while He was here on earth He prayed, helped, healed, comforted, and told people all about **God**. **Jesus** had a group of followers called the **Disciples** and there were 12 of them. While **Jesus** was dearly loved by thousands... there were those who did not believe He was the Son of **God** and did not like the miracles He was doing. They were called the **Chief Priests and Elders**. The **Chief Priests and Elders** were very suspicious of **Jesus'** power. The **Chief Priests and Elders** were looking for **Jesus** to arrest Him. **Judas** was one of **Jesus'** **Disciples** and went to the **Chief Priests and Elders** and asked them how much they would pay him to tell them where **Jesus** was. **Judas** was willing to betray **Jesus** for money. The **Chief Priests and Elders** told **Judas** they would pay him 30 pieces of silver to tell them where **Jesus** was. **Judas** accepted the money and took the **Chief Priests and Elders** to **Jesus**. **Judas** gave **Jesus** a kiss on the cheek so the **Chief Priests and Elders** would know which man was **Jesus**.

The other **Disciples** quickly figured out that **Judas** was the one who had betrayed **Jesus** and were really upset. A fight almost broke out, but **Jesus** wouldn't let anyone fight for Him. The **Chief Priests and Elders** arrested **Jesus** and took Him to jail to stand trial. The **Chief Priests and elders** did not believe that **Jesus** was the Son of **God**. So at the trial the governor whose name was Pilate tried to convince the crowd that had formed to judge **Jesus**, He was innocent. The crowd did not care. They also did not believe **Jesus** was who He said He was. The **Chief Priests and Elders** were envious of **Jesus'** power and stirred up the crowd to crucify Him.

After it was decided that **Jesus** was to be crucified, the **Soldiers** hit Him and made fun of Him. The **Soldiers** led **Jesus** to a place called Golgotha. The **Soldiers** nailed **Jesus** to the cross. After six hours on the cross **Jesus** died.

So many people were sad when **Jesus** died. They loved Him so much. Some of His friends took **Jesus'** body to a tomb and put a big huge rock in front of it and sealed it shut. There were even **Soldiers** who guarded the tomb so no one was able to take **Jesus'** body. Three days after **Jesus** died the earth shook and the **Angel of the Lord** came down from heaven and rolled the stone away! The **Soldiers** were so scared when they saw the **Angel of**

the Lord they couldn't even move. **Mary** was on her way to the tomb and she saw the **Angel of the Lord** too. The **Angel of the Lord** told **Mary** to not be afraid because **Jesus** had risen from the dead! When **Mary** was on the way to tell others the great news she saw **Jesus** and fell to her knees to worship Him. When the **Disciples** saw **Jesus** they were so happy to see **Jesus** alive they worshiped Him. While **Jesus** was on earth after His resurrection many got to see Him and witness the fact that He really had risen from the dead.

"OK, now ... let's worship!"

Optional prizes: [See Prize Guide]

WORSHIP AND PRAYER

As kids are seated in their large group, invite them to participate in corporate worship. Ask them to stand, raise their hands and lift their hearts to God. Plug in your own worship segment here. Sing, praise and lift your hands to God.

ICE BREAKER

There will no Ice Breaker segment this series because of the fact this is a special edition.

LARGE GROUP GROWTH

Through an interactive **game**, kids will learn the true meaning of Easter and celebrate the resurrection of Jesus

The Large Group Growth Time will be used this series to implement one of the various interactive **special edition components**. This session the component will be a special expanded Fact or Fiction segment. Kids will explore the Road to the Resurrection through a series of RELEVANT statements and discover interesting facts about Easter as well the resurrection of Jesus Christ.

Choose questions from Fact or Fiction questions listed below. This great interactive large group activity will give kids a great review through a question and answer period. Have a dunk tank local to the game. Every few questions allow someone to get into the dunk tank. Children who answer questions correctly are invited to go get in line to throw balls at the dunk tank to try to dunk either a leader or a child. [If children are used it may be a good idea to send out notes a few weeks prior letting parents know there kids are invited to wear their bathing suits if they wish to participate in the Dunk Tank portion of the service.] Kids love to become contestants! This is a great way to grab the attention of the kids in your ministry! What a fun adventure at church! Be sure to keep this segment moving fairly quickly. It is possible to ask multiple questions and when a line forms to throw balls, take quick break and allow kids to throw a few balls until someone gets dunked, choose a new contestant to dunk and then start again.

Option: if a dunk tank is not an option... blow up pools with a chair inside can be used for the contestant and kids who answer questions correctly can pour buckets of water on them, squirt them with a big water gun, or earn a chance to throw water filled balloons at the contestant in the pool. Feel free to be creative. The point is to allow the kids a fast moving, exciting way to learn about the resurrection.

Option: If water is not an option...another fun idea is to give kids who answer questions correctly a small baggie of animal food. Then following the question and answer period allow kids to feed various animals. These animals can be donated, or it is possible to bring a live petting zoo full of baby animals representing new life and the great season of spring.

Leader:

"It is time for Fact or Fiction! OK, we are going to play a game. It is called Fact or Fiction, and it is kind of like true or false. Fact is true and Fiction is false. I am going to make a statement and you are going to tell me if you think it is "Fact" or "Fiction." Some of the answers you may know, and others you may not. That's OK! Are you ready?"

Fact or Fiction:

This segment is designed to be fun. This is a fast-moving, high-energy segment. When kids answer correctly, reiterate the "Fact" or "Fiction" in the question. [See "Directors Notes"]

Jesus is the Son of God. **[Fact]**
 Jesus had 4 Disciples. **[Fiction]**
 The last supper is when Jesus told His disciples He would no longer be with them. **[Fact]**
 Jesus and His disciples had pizza and soda at the Last Supper. **[Fiction]**
 Jesus was never betrayed by Judas. **[Fiction]**
 Judas was willing to betray Jesus for 30 silver pieces. **[Fact]**
 The chief priests didn't believe that Jesus was the Son of God. **[Fact]**
 The chief priests didn't like Jesus. **[Fact]**
 The chief priest didn't want to arrest Jesus. **[Fiction]**
 Jesus was nailed to a cross. **[Fact]**
 Jesus' disciples fell asleep when praying for Jesus before His death. **[Fact]**
 Crucified means to be killed. **[Fact]**
 Jesus was crucified. **[Fact]**
 Jesus wore a crown of thorns when He was crucified. **[Fact]**
 Jesus' body was moved into a tomb. **[Fact]**
 Jesus was in the tomb for 6 weeks. **[Fiction]**
 Sitting inside Jesus' tomb there was a man in a white robe. **[Fact]**
 Jesus rose from the dead. **[Fact]**
 Jesus rose 14 days after He was crucified. **[Fiction]**
 After Jesus rose from the dead He went to Galilee. **[Fact]**
 Mary and her friends had to roll the stone in front of Jesus' tomb away. **[Fiction]**
 The angel of the Lord never came. **[Fiction]**
 Mary was on her way to see Jesus when the Angel of the Lord spoke to her. **[Fact]**
 After Jesus rose from the dead He first appeared to Mary Magdalene. **[Fact]**
 Mary was the one who was sent by the Angel of the Lord to tell everyone Jesus had risen. **[Fact]**
 The Disciples did believe Mary when she said she had seen Jesus. **[Fiction]**
 Mary was sent to tell all the sheep that Jesus had risen. **[Fiction]**
 Jesus appeared to no one the first 10 days. **[Fiction]**
 The disciple named Thomas did not believe Jesus rose from the dead at first. **[Fact]**
 The word resurrection when talking about Jesus means to rise from the dead. **[Fact]**
 The Disciples never saw Jesus after He rose from the dead. **[Fiction]**
 Jesus gave instructions to his followers called the Great Commission. **[Fact]**
 In The Great Commission one thing Jesus said was whoever believes in Him will be saved. **[Fact]**
 The Great Commission means you get a big sandwich to eat. **[Fiction]**
 Jesus wanted the Disciples to tell people He died for their sins. **[Fact]**
 The Great Commission says we should keep Jesus a secret. **[Fiction]**
 Easter is a celebration of Jesus resurrection. **[Fact]**
 Jesus loves us and is alive today. **[Fact]**
 God wants us to share the good news of Jesus with everyone. **[Fact]**
 Jesus is alive today. **[Fact]**

Phrase by Phrase

There will be no Phrase by Phrase due to the fact this is a special edition

Build the Verse

There will be no Build the Verse segment due to the fact this is a special edition.

SMALL GROUP GROWTH TIME

There will be no Small Group Growth segment for this particular series due to the fact this is a special edition.
 There are three special edition CurriculumZines each year... Easter, Christmas and one in the summer.

LARGE GROUP GAME/ACTIVITY

There will be no Large Group Game/Activity segment for this particular series due to the fact this is a special edition. There are three special edition CurriculumZines each year... Easter, Christmas and one in the summer.

WRAP UP

Leader:

"The key to unlocking today's lesson is to remember Jesus died on the cross to save the world from sin. Christ

came to save all who believe! It is important to remember Jesus is alive today and loves us very much! He is our Savior, our friend, and our God. His resurrection is truly a reason to celebrate and the real reason for the season.

"Let's pray ..."

PRAYER

Leader:

"God thank you so much for sending your son. Help me to remember to focus on you this Easter season. Please bless my family and be with those who are alone this Easter. Help us to rely on you for all our needs and help us to know your power is always greater than ours. Thank you for giving us Jesus and a way to be forgiven from our sins and live with you for eternity. Thank you for hearing our prayers and answering them. Thank you for loving us and for showing us such a great example of how we can live our lives! We love you and ask you to be with us this Easter and everyday!"

HANDOUTS


411 at door
Activity Sheet



Unscramble

Unscramble the words Below!

1. Epsupr
2. Dcsiipsel
3. Jdsua
4. Arstrede
5. Ciiefdurc
6. Ectresurorni
7. Reagt
8. Msminiosoc
9. Clmirase
10. Newwitsesd



1. Supper 2. Disciples 3. Judas 4. Arrested 5. Crucified 6. Resurrection
 7. Great 8. Commission 9. Miracles 10. Witnessed

Road to the Resurrection

TODAYS 411

Theme: The journey to the cross

“The Road to the Resurrection” TOPIC: Through an interactive **game**, kids will learn the true meaning of Easter and celebrate the resurrection of Jesus

Bible TOPIC: Death and resurrection of Jesus, the Savior

FOCUS: God paid the price for sin and those who believe in Him can have eternal life

Life Point: Let the message about Christ fill your life

Scripture: Luke 22-24 [NIV]

Road to the Resurrection

Craft Guide

Following is a list of crafts designed to give kids hands on experiences associated with this session's theme, topic and lessons. Crafts can be used weekly, bi-weekly, or at the last week as a big craft fair/festival. The crafts vary in degree of difficulty and are simply ideas for you to choose from. Below you will find practical ideas and great crafts for the kids at your church to discover.

EGGANIMALS


Kids will get the chance to make baby animals out of plastic Easter eggs. Here's a chance for each kid to get as creative as they'd like.

MATERIALS NEEDED:

- Plastic Easter eggs
- Felt sheets [with adhesive back] in colors same as the eggs
- Scissors
- Glue
- Plastic wiggle eyes
- Permanent markers
- Paper
- Wrapped candies

WHAT KIDS WILL DO:

Give every child an egg and a felt sheet in the same color. They can then cut out ears, tails, legs, etc. to make whatever animal they want. Encourage them to write the verse or "He is Risen!" on a strip of paper and put it inside the egg with a piece of candy to give to a friend.



**View this page in its entirety in
Kidsworld's Road to the Resurrection Curriculumzine!**

Road to the Resurrection

snack guide

Following is a list of fun snacks for the kids to enjoy during the series. Snacks can be used weekly, bi-weekly or during the last week as a snack/craft fair.

Snacks

- Hard boiled eggs
- Deviled eggs
- Petite ham sandwiches
- Petite egg salad sandwiches
- Carrot sticks
- Ranch dip
- Carrot cake
- Carrot muffins
- Bananas

Drinks

- Pastel punch
- Strawberry milk
- Apple juice
- Orange juice
- Ginger ale
- Lemonade
- Carrot juice

**View this page in its entirety in
Kidsworld's Road to the
Resurrection Curriculumzine!**



Road to the Resurrection

Prize Guide

Following is a list of ideas. These are just ideas, so feel free to choose many of the items below or use them to get your own creative juices flowing. There really is no wrong prize. **The goal is to get kids interested, excited and talking all week long about the experience they have at your church. Prizes make memories; they are like souvenirs from a great theme park. All our kids have bins or buckets or boxes full of their special stuff ...little things or trinkets they have taken away from great experiences – maybe sweatshirts, stuffed animals or key chains. Prizes can be great reminders to kids of a great experience at your church and a life-changing visit with Christ. Enjoy! I know the kids will.**

Use one to two tables in front of the group for prizes. Decorate the tables using theme-related items [see Make It Kidtastic for ideas]. Use easels with poster boards with fun words that will get kids' attention, such as "fun," "prizes," "toys," "candy" or "games." Then fill the tables with all kinds of different-sized prizes, and as kids answer questions or exemplify Christ-like behavior, the prize table can be used to pretty much say "Good job."


Kids will watch and learn. If leaders call out things like "Michelle, come on up here and pick something off this table. I just noticed you sharing your snack [or giving up your seat or sitting quietly]," then other kids will notice and begin to follow suit. *They will also pay close attention to any question you ask when it may result in them getting to walk up and choose something off that special table.* Also, you do not have to give a prize for every single question asked, you can easily use the table to keep the momentum going and give out prizes as needed or when you feel someone has done an exceptional job answering one of the questions. Another idea is to have two tables. Place larger prizes on one table and place smaller prizes on another table, then allow the leader to direct kids to different tables based on the questions asked.

**View this page in its entirety in
Kidsworld's Road to the Resurrection Curriculumzine!**

Road to the Resurrection

SUPPLY GUIDE

Due to the fact that this is a **Special Edition**, the supplies needed to impliment the sessions will be outlined within the individual sessions.



Below are flyers to be used for advertising.
Use the box at the bottom to write your own date, time and place.

Road to the Resurrection



Kids will learn the true meaning of Easter and celebrate the resurrection of Jesus [Luke 22-24]

Road to the Resurrection



Kids will learn the true meaning of Easter and celebrate the resurrection of Jesus [Luke 22-24]

Road to the Resurrection



Kids will learn the true meaning of Easter and celebrate the resurrection of Jesus [Luke 22-24]

Road to the Resurrection



Kids will learn the true meaning of Easter and celebrate the resurrection of Jesus [Luke 22-24]

make it KIDTASTIC!

Reinventing your environment to reflect the theme is a great way to get kids super excited and interested in what is going on. Just like popular stores change their windows and we decorate for the holidays, even school classrooms change the walls to reflect the areas they are studying.

Make the kid's area **kidtastic**...that is... *fantastic* and *kid* friendly. Many churches use big copiers and props to reinvent while others use big screens with fun graphics. Some have classrooms with chalk boards and even some have cork board. There is no wrong way or right way to re-invent. We all know media get's the most attention from the kids. So if you are lucky enough to have big screens and great graphics use them as much as possible. Below you will find a list of many ideas to reinvent your stage or classroom for the current series.

You may have some ideas of your own and we say go for it. You may choose to use a lot of the ideas below or just a few... this is just a list of ideas. We at Kidsworld Studios Inc. are aware that we minister to all sizes of churches with all sizes of budgets, so take what you can from this list and make your area **kidtastic!**

- Jumbo or regular sized Easter or spring colored balloons filled with air or of helium [fill the stage or front of classroom]
- Using countdown videos add a media element and raise the anticipation level.
- Big boards with all kinds of candy glued to them
- Bright spring colored lights [option: pastel lighting]
- Ladder with signs all the way up [signs might say... The journey to the cross, the last Supper, Jesus is crucified, Jesus has risen!]

**View this page in its entirety in
Kidsworld's Road to the Resurrection Curriculumzine!**

Reply All

What should I do about Easter goodies? One of the leaders would like to bring gifts/baskets to all the kids for Easter? What would you suggest?

When a leader wants to give to the kids I think it is fantastic expression of their love of the kids and ownership of not only the vision but the programming. I may put a few ground rules down such as...please make the baskets unisex... no bunny references...a Christian message attached...no peanuts... only store bought, individually wrapped candy [no home made goods due to allergies]...etc

I would not allow kids to personally take the baskets to prevent the kids from eating snacks they are not allowed to eat. One suggestion is to have all the baskets waiting in a central area, and allow parents and kids together to go and select a basket after service. This will give those families who wish not to participate in the activity the freedom to decline. Also if the baskets are wrapped a family could choose to take a basket and give it away to another child as a gift.

Another great idea is to suggest the jelly bean prayer or something more Scriptural involving candy. Often times when a person feels like giving they love suggestions and it may possible to work together with your leader to make the "goody" exactly what would complement your population of kids.

We are having Easter Family Services this year, no programming is planned for K-6. Kids are invited to attend church with their families. We are challenged when it comes to offering childcare. Some families would like to have a place to take their babies for childcare. We want everyone to be able to enjoy the service do you have any tips on how to make this work out?

**View this page in its entirety in
Kidsworld's Road to the Resurrection Curriculumzine!**